

Annual Report

ANNUAL FINANCIAL STATEMENTS
FOR THE YEAR ENDED JUNE 30, 2024



ABL Asset Management

Discover the potential

CONTENTS

Vision	01
Mission & Core Values	02
Fund's Information	03
Report of the Directors of the Management Company	04
Fund Manager Report	09
Performance Table	11
Trustee Report to the Unit Holders	12
Independent Auditors' Report to the Unit Holders	13
Statement of Assets and Liabilities	16
Income Statement	17
Statement of Comprehensive Income	18
Statement of Movement in Unit Holders' Fund	19
Cash Flow Statement	20
Notes to the Financial Statements	21
Report of the Directors of the Management Company (Urdu Version)	43

VISION

Creating Investment Solutions within
everyone's reach



Mission & Core Values

To create a conducive working environment, to attract the best talent in the Asset Management Sector. ABLAMC strives to be the 'employer of choice' for young and experienced talent.

To set the highest industry standards in terms of product ranges and innovations, in order to offer products for clients of all demographics. To adhere to the highest industry standard for integrity and quality across all the spheres of the company.

To use technology and financial structuring to serve as a "cutting-edge" compared to the competition.

To enhance Stakeholders Value.

FUND'S INFORMATION

Management Company:	ABL Asset Management Company Limited Plot/Building # 14, Main Boulevard, DHA, Phase - VI, Lahore - 54810	
Board of Directors:	Sheikh Mukhtar Ahmed Mr. Mohammad Naeem Mukhtar Mr. Muhammad Waseem Mukhtar Mr. Aizid Razzaq Gill Ms. Saira Shahid Hussain Mr. Pervaiz Iqbal Butt Mr. Kamran Nishat	Chairman Non-Executive Director Non-Executive Director Non-Executive Director Non-Executive Director Independent Director Independent Director
Audit Committee:	Mr. Kamran Nishat Mr. Muhammad Waseem Mukhtar Mr. Pervaiz Iqbal Butt	Chairman Member Member
Human Resource and Remuneration Committee	Mr. Muhammad Waseem Mukhtar Mr. Kamran Nishat Mr. Pervaiz Iqbal Butt Mr. Naveed Nasim	Chairman Member Member Member
Board's Risk Management Committee	Mr. Kamran Nishat Mr. Pervaiz Iqbal Butt Mr. Naveed Nasim	Chairman Member Member
Board Strategic Planning & Monitoring Committee	Mr. Muhammad Waseem Mukhtar Mr. Kamran Nishat Mr. Pervaiz Iqbal Butt Mr. Naveed Nasim	Chairman Member Member Member
Chief Executive Officer of The Management Company:	Mr. Naveed Nasim	
Chief Financial Officer & Company Secretary:	Mr. Saqib Matin	
Chief Internal Auditor:	Mr. Kamran Shehzad	
Trustee:	Central Depository Company of Pakistan Limited CDC - House, Shara-e-Faisal, Karachi.	
Bankers to the Fund:	Allied Bank Limited HBL Microfinance Bank Limited U Microfinance Bank Limited Mobilink Microfinance Bank Limited	
Auditors:	M/s. A.F. Ferguson & Co. Chartered Accountants State Life Building No. 1-C I.I. Chundrigar Road, Karachi	
Legal Advisor:	Ijaz Ahmed & Associates Advocates & Legal Consultants No. 7, 11th Zamzama Street, Phase V DHA Karachi.	
Registrar:	ABL Asset Management Company Limited L - 48, DHA Phase - VI, Lahore - 74500	



REPORT OF THE DIRECTORS OF THE MANAGEMENT COMPANY

The Board of Directors of ABL Asset Management Company Limited, the management company of ABL Financial Sector Fund (ABL- FSF), is pleased to present the Financial Statements (audited) of ABL Financial Sector Fund for the year ended June 30, 2024.

ECONOMIC PERFORMANCE REVIEW

Financial Year 2024 (FY24) for Pakistan witnessed a mix of challenges and improvements across key economic indicators, shaped by domestic policy measures, global economic dynamics, and ongoing reforms. It marked a pivotal period for Pakistan's economic landscape as the distressed economy came out of hot waters with the signing of a USD 3 billion Standby Arrangement with the IMF.

The financial year began with elevated inflationary pressures but gradually saw a decline in headline inflation. The Consumer Price Index (CPI) averaged 23.4% for the year, marking a significant decrease from 29.1% recorded in FY23. This disinflationary trend was primarily driven by a high base effect from previous years' high inflation rates and sporadic deflationary episodes observed during the year.

The State Bank of Pakistan (SBP) played a pivotal role in managing inflation and stimulating economic activity. In June 2024, the SBP's Monetary Policy Committee (MPC) opted to reduce the policy rate by 150 basis points to 20.5% after maintaining status quo for approximately one year since Jun 23, 2023. This decision was aimed at supporting economic growth as real-interest rates turned positive, signaling a shift towards accommodating monetary policies.

The balance of payments scenario in FY24 reflected a mix of challenges and improvements. After experiencing deficits earlier in the year, the country achieved three consecutive months of current account surpluses in the second half of the year. However, the cumulative deficit for 11 months stood at USD 464 million, largely influenced by increased import expenditures. Robust inflows from workers' remittances played a crucial role in stabilizing the external account, which stand at around 27 billion.

On the fiscal front, the Federal Board of Revenue (FBR) demonstrated resilience with strong tax revenue collections amounting to PKR 9,311 billion in FY24. This performance underscored the government's efforts to strengthen fiscal discipline amidst economic uncertainties and ongoing structural reforms.

Looking ahead, Pakistan anticipates continued economic stabilization efforts in FY25. The Federal Budget FY25, presented in June 2024, introduced strategic measures aimed at addressing economic challenges and preparing for potentially the largest IMF program in the country's history. With expectations of further monetary policy adjustments and ongoing negotiations with international financial institutions, the outlook remains cautiously optimistic.

MONEY MARKET REVIEW CONVENTIONAL

In FY24, Pakistan's Consumer Price Index (CPI) clocked in at an average 23.4% year-on-year (YoY), compared to an increase of 29.1% in the same period last year. The main sectors contributing to the inflation were food & transportation and housing sector.

In the period FY24 the State Bank of Pakistan kept policy rate at 22% for many months however, in the last Monetary Policy Committee (MPC) meeting held on 10th June the Committee decided to cut the interest rate by 150bps from 22% to 20.5%.

The decline in general and core inflation rates and real interest rates turning positive present a compelling argument for the central bank to consider revising its discount rate, which has remained at a record high of 22 percent for the last many months. Moreover, the SBP's reserves stand at USD 9.41 billion, as of July 05, 2024.

In FY24, T-bill cut off yields decreased by 244bps across different tenors. 3M cut off yield decreased by 185bps from 22.00% to 20.15%, 6M cut off yield decreased by 201bps from 21.97% to 19.96% and 12M cut off yield decreased by 346bps from 22.00% to 18.54%. During FY24, government ended up borrowing a total of PKR 24,180bn across 3M, 6M and 12M tenors.

Fixed rate PIB auction held during the period saw reasonable participation in 3Y, 5Y and 10Y tenors and PKR 3571bn was raised. 3Y bonds cut off decreased by 275bps and came at around 16.60%. No participation was seen in 15Y, 20Y and 30Y PIBs in the period under consideration.

MUTUAL FUND INDUSTRY REVIEW

During fiscal year 2024, the open-end mutual funds industry experienced a significant growth, with assets under management (AUM) rising by 65.5% (YoY) from PKR 1614bn to PKR 2671bn. The major inflows were observed in the money market, including conventional and Islamic, which grew by 45%(YoY), ending the fiscal year with balance of PKR 1327bn. Meanwhile, equity market funds, including both conventional and Islamic, also posted a 61% (YoY) growth. The elevated policy rates led to higher yields on T-bills and Pakistan Investment Bonds, contributing to the industry's growth. However, Shariah Complaint Fund of Funds and aggressive income fund witnessed a decline of 75% (YoY) and 2% respectively.

FUND PERFORMANCE

For the year ended FY24, ABL Financial Sector Plan - I posted a return of 23.49% against the benchmark return of 21.78%, outperforming the benchmark by 171 bps. Net assets stood at PKR 13,404.93 million as at June 30, 2024. The fund had 19.16% exposure in PIBs, 3.18% in T bills and 67.91% in Cash at the end of FY24.

CORPORATE GOVERNANCE

The Company strongly believes in following the highest standard of Corporate Governance, ethics, and good business practices. The code of the conduct of the Company defines the obligation and responsibilities of all the Board members, the employees and the Company toward the various stakeholders, each other and the society as a whole. The Code of the Conduct is available on Company's website.

STATEMENT BY THE BOARD OF DIRECTORS

1. Financial Statements present fairly the state of affairs, the results of operations, Comprehensive Income for the year, cash flows and movement in the Unit Holders' Fund;
2. Proper books of accounts of the Fund have been maintained.
3. Appropriate accounting policies have been consistently applied in the preparation of the financial statements and accounting estimates are based on reasonable and prudent judgments;
4. Relevant International Accounting Standards, as applicable in Pakistan, provisions of the Non-Banking Finance Companies (Establishment and Regulation) Rules, 2003 & Non-Banking Finance Companies and Notified Entities Regulations, 2008, requirements of the Trust Deed and directives issued by the Securities and Exchange Commission of Pakistan, have been followed in the preparation of the financial statements;
5. The system of internal control is sound in design and has been effectively implemented and monitored;

6. There have been no significant doubts upon the Funds' ability to continue as going concern;
7. Performance table of the Fund is given on page # 11 of the Annual Report;
8. There is no statutory payment on account of taxes, duties, levies and charges outstanding other than already disclosed in the financial statements;
9. The statement as to the value of investments of Provident Fund is not applicable in the case of the Fund as employee's retirement benefits expenses are borne by the Management Company;
10. The pattern of unit holding as at June 30, 2024 is given in note No. 23 of the Financial Statements.

BOARD OF DIRECTORS OF THE MANAGEMENT COMPANY AND COMMITTEES THEREOF

The total numbers of directors are Seven excluding the Chief Executive Officer as per the following:

- a. Male: Six (6)
- b. Female: One (1)

The current composition of the Board is as follows:

Names	Category
Sheikh Mukhtar Ahmed	Non-Executive Directors
Mr. Mohammad Naeem Mukhtar	
Mr. Muhammad Waseem Mukhtar	
Mr. Aizid Razzaq Gill	
Ms. Saira Shahid Hussain	Female/ Non-Executive Director
Mr. Kamran Nishat	Independent Directors
Mr. Pervaiz Iqbal Butt	
Mr. Naveed Nasim	CEO

Four Board meeting were held during and attended during the FY 2023-24. The particulars of the dates of meeting and the directors attending as required under NBFC Regulations, 2008 are appended in note ___ to the financial statements.

Committee of the Board comprise the Audit Committee, Human Resource Committee and Risk Management Committee. These meeting were attended by the Directors as per the following details:

- **Board's Audit Committee (BAC)** - Seven BAC meeting was held during the year and attended as follows:

	Name of Director	Status	Meeting attended
i.	Mr. Muhammad Kamran Shehzad *	Independent Director	5
ii.	Mr. Kamran Nishat **	Independent Director	2
iii.	Mr. Muhammad Waseem Mukhtar	Non- Executive Director	7
iv.	Mr. Pervaiz Iqbal Butt	Independent Director	7

*Term matured on April 6, 2024

** Appointed w.e.f April 7, 2024.

- **Board's Risk Management Committee (BRMC)** - Two BRMC meeting was held during the year and attended as follows:

	Name of Director	Status	Meeting attended
i.	Mr. Muhammad Kamran Shehzad *	Independent Director	2
ii.	Mr. Kamran Nishat **	Independent Director	N/A
iii.	Mr. Pervaiz Iqbal Butt	Independent Director	2
iv.	Mr. Naveed Nasim	CEO	2

*Term matured on April 6, 2024

** Appointed w.e.f. April 7, 2024.

- **Board's Human Resource Committee (BHRC)** - Seven BAC meeting was held during the year and attended as follows:

	Name of Director	Status	Meeting attended
i.	Mr. Muhammad Waseem Mukhtar	Non-Executive Director	3
ii.	Mr. Muhammad Kamran Shehzad *	Independent Director	3
iii.	Mr. Kamran Nishat **	Independent Director	N/A
iv.	Mr. Pervaiz Iqbal Butt	Independent Director	3
v.	Mr. Naveed Nasim	CEO	3

*Term matured on April 6, 2024

** Appointed w.e.f. April 7, 2024.

AUDITORS

The present auditors, M/s. A.F. Ferguson & Co. (Chartered Accountants) have retired and being eligible, offered themselves for reappointment for the financial year ending June 30, 2025.

FUND STABILITY RATING

On April 22, 2024: The Pakistan Credit Rating Agency Limited (PACRA) has assigned the Fund Stability Rating (FSR) for ABL Financial Sector Fund (ABL FSF) at 'A+ (f)'.

MANAGEMENT QUALITY RATING

On October 26, 2023: The Pakistan Credit Rating Agency Limited (PACRA) has assigned the Management Quality Rating (MQR) of ABL Asset Management Company (ABL AMC) at 'AM1' (AM-One). Outlook on the assigned rating is 'Stable'.

OUTLOOK & STRATEGY

In June 2024, the SBP's Monetary Policy Committee (MPC) opted to reduce the policy rate by 150 basis points to 20.5% after maintaining status quo for approximately one year. The yields for both shorter tenor and longer tenor instruments have already dropped significantly from last year. The Consumer Price Index (CPI) witnessed a drastic plunge to a 30-month low of 11.8%YoY in May 2024. With this significant drop in the CPI, the real interest rates have already turned positive and market participants expect more rate cuts in the near future.

We expect that the new government will be able to negotiate a long-term arrangement with the IMF which would give more stability to the rupee and open up the Eurobond market and funding from other multilateral agencies like World Bank, ADB, ISDB etc.

The inversion in the yield curve has already sharpened. Yield curve at the shorter end has pretty much flattened with the 3M, 6M and 12M T-bills, carrying a negative spread of around 100bps from the current policy rate of 20.5%. On the longer end of the yield curve, the spread from the policy rate of 5yrs is almost around 500bps.

Going forward, we intend to increase the duration of our portfolios. However, as the nature of the fund is short term, majority of the investment will remain in bank deposits and short term TDRs.

ACKNOWLEDGEMENT

The Board of Directors of the Management Committee thanks the Securities & Exchange Commission of Pakistan for their valuable support, assistance and guidance. The Board also thanks the employee of the Management Company and the Trustee, for their dedication and hard work, and the unit holders, for their confidence in the management company.

For & on behalf of the Board



Director

Lahore, August 29 , 2024



Naveed Nasim

Chief Executive Officer



FUND MANAGER REPORT

OBJECTIVE

The objective of the ABL Financial Sector Plan - I is to provide income enhancement and preservation of capital by investing in prime quality Financial Sector TFCs/Sukuks, Bank deposits, spread transactions, and short-term money market instruments.

MONEY MARKET REVIEW (CONVENTIONAL)

In FY24, Pakistan's Consumer Price Index (CPI) clocked in at an average 23.4% year-on-year (YoY), compared to an increase of 29.1% in the same period last year. The main sectors contributing to the inflation were food & transportation and housing sector.

In the period FY24 the State Bank of Pakistan kept policy rate at 22% for many months however, in the last Monetary Policy Committee (MPC) meeting held on 10th June the Committee decided to cut the interest rate by 150bps from 22% to 20.5%.

The decline in general and core inflation rates and real interest rates turning positive present a compelling argument for the central bank to consider revising its discount rate, which has remained at a record high of 22 percent for the last many months. Moreover, the SBP's reserves stand at USD 9.41 billion, as of July 05, 2024.

In FY24, T-bill cut off yields decreased by 244bps across different tenors. 3M cut off yield decreased by 185bps from 22.00% to 20.15%, 6M cut off yield decreased by 201bps from 21.97% to 19.96% and 12M cut off yield decreased by 346bps from 22.00% to 18.54%. During FY24, government ended up borrowing a total of PKR 24,180bn across 3M, 6M and 12M tenors.

Fixed rate PIB auction held during the period saw reasonable participation in 3Y, 5Y and 10Y tenors and PKR 3571bn was raised. 3Y bonds cut off decreased by 275bps and came at around 16.60%. No participation was seen in 15Y, 20Y and 30Y PIBs in the period under consideration.

MONEY MARKET OUTLOOK & STRATEGY (CONVENTIONAL)

In June 2024, the SBP's Monetary Policy Committee (MPC) opted to reduce the policy rate by 150 basis points to 20.5% after maintaining status quo for approximately one year. The yields for both shorter tenor and longer tenor instruments have already dropped significantly from last year. The Consumer Price Index (CPI) witnessed a drastic plunge to a 30-month low of 11.8%YoY in May 2024. With this significant drop in the CPI, the real interest rates have already turned positive and market participants expect more rate cuts in the near future.

We expect that the new government will be able to negotiate a long-term arrangement with the IMF which would give more stability to the rupee and open up the Eurobond market and funding from other multilateral agencies like World Bank, ADB, ISDB etc.

The inversion in the yield curve has already sharpened. Yield curve at the shorter end has pretty much flattened with the 3M, 6M and 12M T-bills, carrying a negative spread of around 100bps from the current policy rate of 20.5%. On the longer end of the yield curve, the spread from the policy rate of 5yrs is almost around 500bps.

Going forward, we intend to increase the duration of our portfolios. However, as the nature of the fund is short term, majority of the investment will remain in bank deposits and short term TDRs.

FUND PERFORMANCE

For the year ended FY24, ABL Financial Sector Plan - I posted a return of 23.49% against the benchmark return of 21.78%, outperforming the benchmark by 171 bps. Net assets stood at PKR 13,404.93 million as at June 30, 2024. The fund had 19.16% exposure in PIBs, 3.18% in T bills and 67.91% in Cash at the end of FY24.

PERFORMANCE TABLE

For the period from
August 1, 2023 to
June 30, 2024

Rupees per '000

Net Assets	13,404,928
Net Income	937,816

Rupees per unit

Net Assets value	10.0105
Interim distribution*	1.9496
Final distribution	0.0109
Distribution date final	June 28, 2024
Closing offer price	10.2427
Closing repurchase price	10.0105
Highest offer price	10.4548
Lowest offer price	10.2320
Highest repurchase price per unit	10.2177
Lowest repurchase price per unit	10.0000

Percentage

Total return of the fund	2.07%
- capital growth	21.42%
- income distribution	23.49%

Average return of the fund Since Inception	23.49%
---	--------

Weighted average Portfolio duration in days

240

Distribution History*

2024	
Date	Rate Re. Per Unit
August 28, 2023	0.1616
September 28, 2023	0.1880
October 28, 2023	0.1840
November 29, 2023	0.2177
December 27, 2023	0.1686
January 26, 2024	0.1924
February 28, 2024	0.1862
March 26, 2024	0.1362
April 26, 2024	0.1735
May 24, 2024	0.1602
June 26, 2024	0.1812

Disclaimer

Past performance is not necessarily indicative of future performance and unit prices and investment returns may go down, as well as up.

CENTRAL DEPOSITORY COMPANY
OF PAKISTAN LIMITED

Head Office:

CDC House, 99-B, Block 'B'
S.M.C.H.S. Main Shakra-e-Faisal
Karachi - 74400, Pakistan.
Tel: (92-21) 111-111-500
Fax: (92-21) 34326021 - 23
URL: www.cdcPakistan.com
Email: info@cdcpak.com




TRUSTEE REPORT TO THE UNIT HOLDERS

ABL FINANCIAL SECTOR FUND


Report of the Trustee pursuant to Regulation 41(h) and clause 8 of Schedule V of the Non-Banking Finance Companies and Notified Entities Regulations, 2008

We, Central Depository Company of Pakistan Limited, being the Trustee of ABL Financial Sector Fund (the Fund) are of the opinion that ABL Asset Management Company Limited being the Management Company of the Fund has in all material respects managed the Fund from August 01, 2023 to June 30, 2024 in accordance with the provisions of the following:

- (i) Limitations imposed on the investment powers of the Management Company under the constitutive documents of the Fund;
- (ii) The pricing, issuance and redemption of units are carried out in accordance with the requirements of the constitutive documents of the Fund;
- (iii) The management fee, fee payable to Commission and other expenses paid from the Fund during the period are in accordance with the applicable regulatory framework; and
- (iv) The Non-Banking Finance Companies (Establishment and Regulations) Rules, 2003, the Non-Banking Finance Companies and Notified Entities Regulations, 2008 and the constitutive documents of the Fund.


Badiuddin Akber
Chief Executive Officer
Central Depository Company of Pakistan Limited

Karachi: September 30, 2024



ABL
FINANCIAL
SECTOR PLAN-1

 **ABL Asset Management**
Discover the potential

INDEPENDENT AUDITOR'S REPORT

To the Unit Holders of ABL Financial Sector Fund

Report on the Audit of the Financial Statements

Opinion

We have audited the financial statements of ABL Financial Sector Fund (the Fund), which comprise the statement of assets and liabilities as at June 30, 2024, and the income statement, statement of comprehensive income, statement of movement in unit holders' fund and cash flow statement for the period from August 1, 2023 to June 30, 2024, and notes to the financial statements, including material accounting policy information.

In our opinion, the accompanying financial statements give a true and fair view of the financial position of the Fund as at June 30, 2024, and of its financial performance and its cash flows for the period from August 1, 2023 to June 30, 2024 in accordance with the accounting and reporting standards as applicable in Pakistan.

Basis for Opinion

We conducted our audit in accordance with the International Standards on Auditing (ISAs) as applicable in Pakistan. Our responsibilities under those standards are further described in the *Auditor's Responsibilities for the Audit of the Financial Statements* section of our report. We are independent of the Fund in accordance with the International Ethics Standards Board for Accountants' *Code of Ethics for Professional Accountants* as adopted by the Institute of Chartered Accountants of Pakistan (the Code) and we have fulfilled our other ethical responsibilities in accordance with the Code. We believe that the audit evidence we have obtained is sufficient and appropriate to provide a basis for our opinion.

Key Audit Matters

Key audit matters are those matters that, in our professional judgment, were of most significance in our audit of the financial statements of the current period. These matters were addressed in the context of our audit of the financial statements as a whole, and in forming our opinion thereon, and we do not provide a separate opinion on these matters.

Following is the key audit matter:

S.No.	Key Audit Matter	How the matter was addressed in our audit
1	Net Asset Value (Refer notes 4 and 5 to the financial statements)	
	Investments and balances with banks constitute the most significant component of the net asset value. Investments of the Fund as at June 30, 2024 amounted to Rs. 4,021.73 million and balances with banks aggregated to Rs. 9,214.99 million. The existence and proper valuation of investments and existence of balances with banks for the determination of NAV of the Fund as at June 30, 2024 was considered a high risk area and therefore we considered this as a key audit matter.	Our audit procedures amongst others included the following: <ul style="list-style-type: none"> obtained independent confirmations for verifying the existence of the investment portfolio and balances with banks as at June 30, 2024 and traced it with the books and records of the Fund. Where such confirmations were not available, alternate audit procedures were performed; re-performed valuation to assess that investments are carried as per the valuation methodology specified in the accounting policies; and obtained bank reconciliation statements and tested reconciling items on a sample basis.

AFCO

A. F. FERGUSON & CO., Chartered Accountants, a member firm of the PwC network
State Life Building No. 1-C, I.I. Chundrigar Road, P.O. Box 4716, Karachi-74000, Pakistan
Tel: +92 (21) 32426682-6/32426711-5; Fax: +92 (21) 32415007/32427938/32424740; <www.pwc.com/pk>

■ KARACHI ■ LAHORE ■ ISLAMABAD



A·F·FERGUSON&CO.

Other Information

Management is responsible for the other information. The other information comprises the information included in the Annual Report, but does not include the financial statements and our auditor's report thereon.

Our opinion on the financial statements does not cover the other information and we do not express any form of assurance conclusion thereon.

In connection with our audit of the financial statements, our responsibility is to read the other information and, in doing so, consider whether the other information is materially inconsistent with the financial statements or our knowledge obtained in the audit or otherwise appears to be materially misstated. If, based on the work we have performed, we conclude that there is a material misstatement of this other information, we are required to report that fact. We have nothing to report in this regard.

Responsibilities of Management and Board of Directors of the Management Company for the Financial Statements

Management is responsible for the preparation and fair presentation of these financial statements in accordance with accounting and reporting standards as applicable in Pakistan, and for such internal control as management determines is necessary to enable the preparation of financial statements that are free from material misstatement, whether due to fraud or error.

In preparing the financial statements, management is responsible for assessing the Fund's ability to continue as a going concern, disclosing, as applicable, matters related to going concern and using the going concern basis of accounting unless management either intends to liquidate the Fund or to cease operations, or has no realistic alternative but to do so.

Board of Directors of the Management Company is responsible for overseeing the Fund's financial reporting process.

Auditor's Responsibilities for the Audit of the Financial Statements

Our objectives are to obtain reasonable assurance about whether the financial statements as a whole are free from material misstatement, whether due to fraud or error, and to issue an auditor's report that includes our opinion. Reasonable assurance is a high level of assurance, but is not a guarantee that an audit conducted in accordance with ISAs as applicable in Pakistan will always detect a material misstatement when it exists. Misstatements can arise from fraud or error and are considered material if, individually or in the aggregate, they could reasonably be expected to influence the economic decisions of users taken on the basis of these financial statements.

As part of an audit in accordance with ISAs as applicable in Pakistan, we exercise professional judgment and maintain professional skepticism throughout the audit. We also:

- Identify and assess the risks of material misstatement of the financial statements, whether due to fraud or error, design and perform audit procedures responsive to those risks, and obtain audit evidence that is sufficient and appropriate to provide a basis for our opinion. The risk of not detecting a material misstatement resulting from fraud is higher than for one resulting from error, as fraud may involve collusion, forgery, intentional omissions, misrepresentations, or the override of internal control.
- Obtain an understanding of internal control relevant to the audit in order to design audit procedures that are appropriate in the circumstances, but not for the purpose of expressing an opinion on the effectiveness of the Fund's internal control.
- Evaluate the appropriateness of accounting policies used and the reasonableness of accounting estimates and related disclosures made by management.

AH CO



A·F·FERGUSON&Co.

- Conclude on the appropriateness of management's use of the going concern basis of accounting and, based on the audit evidence obtained, whether a material uncertainty exists related to events or conditions that may cast significant doubt on the Fund's ability to continue as a going concern. If we conclude that a material uncertainty exists, we are required to draw attention in our auditor's report to the related disclosures in the financial statements or, if such disclosures are inadequate, to modify our opinion. Our conclusions are based on the audit evidence obtained up to the date of our auditor's report. However, future events or conditions may cause the Fund to cease to continue as a going concern.
- Evaluate the overall presentation, structure and content of the financial statements, including the disclosures, and whether the financial statements represent the underlying transactions and events in a manner that achieves fair presentation.

We communicate with Board of Directors of the Management Company regarding, among other matters, the planned scope and timing of the audit and significant audit findings, including any significant deficiencies in internal control that we identify during our audit.

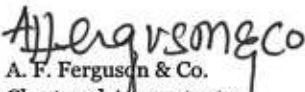
We also provide Board of Directors of the Management Company with a statement that we have complied with relevant ethical requirements regarding independence, and to communicate with them all relationships and other matters that may reasonably be thought to bear on our independence, and where applicable, related safeguards.

From the matters communicated with Board of Directors of the Management Company, we determine those matters that were of most significance in the audit of the financial statements of the current period and are therefore the key audit matters. We describe these matters in our auditor's report unless law or regulation precludes public disclosure about the matter or when, in extremely rare circumstances, we determine that a matter should not be communicated in our report because the adverse consequences of doing so would reasonably be expected to outweigh the public interest benefits of such communication.

Report on Other Legal and Regulatory Requirements

Based on our audit, we further report that in our opinion the financial statements have been prepared in all material respects in accordance with the relevant provisions of the Non-Banking Finance Companies and Notified Entities Regulations, 2008.

The engagement partner on the audit resulting in this independent auditor's report is **Noman Abbas Sheikh**.



 A. F. Ferguson & Co.
 Chartered Accountants
 Dated: September 27, 2024
 Karachi
 UDIN: AR202410061510EuWhXV

**ABL FINANCIAL SECTOR FUND
STATEMENT OF ASSETS AND LIABILITIES
AS AT JUNE 30, 2024**

	Note	June 30, 2024 Rupees in '000
Assets		
Balances with banks	4	9,214,992
Investments	5	4,021,725
Profit receivable	6	274,771
Receivable against issuance of units		6,008
Preliminary expenses and floatation costs	7	400
Advances and deposits	8	8,544
Total assets		13,526,440
Liabilities		
Payable to ABL Asset Management Company Limited - Management Company	9	16,007
Payable to the Central Depository Company of Pakistan - Trustee	10	972
Payable to the Securities and Exchange Commission of Pakistan (SECP)	11	860
Payable against redemption of units		75,611
Dividend payable		250
Accrued expenses and other liabilities	12	27,812
Total liabilities		121,512
Net assets		13,404,928
Unit holders' fund (as per statement attached)		13,404,928
Contingencies and commitments	13	
		Number of units
Number of units in issue		1,339,090,799
		-----Rupees-----
Net asset value per unit		10.0105

The annexed notes from 1 to 29 form an integral part of these financial statements.

For ABL Asset Management Company Limited
(Management Company)



Saqib Matin
Chief Financial Officer



Naveed Nasim
Chief Executive Officer




Pervaiz Iqbal Butt
Director

**ABL FINANCIAL SECTOR FUND
INCOME STATEMENT
FOR THE YEAR ENDED JUNE 30, 2024**

	Note	For the period from August 1, 2023 to June 30, 2024 Rupees in '000
Income		
Profit earned	14	1,001,554
Net realised gain on sale of investments		209
Net unrealised appreciation on re-measurement of investments classified as financial assets 'at fair value through profit or loss'	5.7	34
		243
		1,001,797
Expenses		
Remuneration of ABL Asset Management Company Limited - Management Company	9.1	45,721
Punjab Sales Tax on remuneration of the Management Company	9.2	7,315
Remuneration of Central Depository Company of Pakistan Limited - Trustee	10.1	3,429
Sindh Sales Tax on remuneration of the Trustee	10.2	446
Fee to the Securities and Exchange Commission of Pakistan (SECP)	11.1	3,429
Brokerage expense		1,443
Auditors' remuneration	15	702
Annual listing fee		674
Rating fee		176
Amortisation of preliminary expenses and floatation costs	7.1	100
Printing and stationery charges		175
Legal and professional charges		267
Bank and settlement charges		104
Total expenses		63,981
Net income for the period before taxation		937,816
Taxation	17	-
Net income for the period after taxation		937,816
Allocation of net income for the period		
Net income for the period after taxation		937,816
Income already paid on units redeemed		(550,815)
		387,001
Accounting income available for distribution		
- Relating to capital gain		243
- Excluding capital gain		386,758
		387,001

The annexed notes from 1 to 29 form an integral part of these financial statements.

For ABL Asset Management Company Limited
(Management Company)



Saqib Matin
Chief Financial Officer



Naveed Nasim
Chief Executive Officer



Pervaiz Iqbal Butt
Director


**ABL FINANCIAL SECTOR FUND
STATEMENT OF COMPREHENSIVE INCOME
FOR THE YEAR ENDED JUNE 30, 2024**

**For the period
from August 1,
2023 to June
30, 2024**
Rupees in '000

Net income for the period after taxation	937,816
Other comprehensive income for the period	-
Total comprehensive income for the period	937,816

The annexed notes from 1 to 29 form an integral part of these financial statements.

For ABL Asset Management Company Limited
(Management Company)



Saqib Matin
Chief Financial Officer



Naveed Nasim
Chief Executive Officer




Pervaiz Iqbal Butt
Director

**ABL FINANCIAL SECTOR FUND
STATEMENT OF MOVEMENT IN UNIT HOLDERS' FUND
FOR THE YEAR ENDED JUNE 30, 2024**

	For the period from August 1, 2023 to June 30, 2024		
	Capital Value	Undistributed income	Total
-----Rupees in '000-----			
Issuance of 6,212,515,211 units			
- Capital value (at net asset value per unit at the beginning of the period)	62,125,152	-	62,125,152
- Element of income	484,622	-	484,622
Total proceeds on issuance of units	62,609,774	-	62,609,774
Redemption of 4,873,424,412 units			
- Capital value (at net asset value per unit at the beginning of the period)	48,734,244	-	48,734,244
- Element of income	(154,923)	550,815	395,892
Total payments on redemption of units	48,579,321	550,815	49,130,136
Total comprehensive income for the period	-	937,816	937,816
Distributions during the period			
- Re. 0.1616 per unit on August 28, 2023	(393)	(18,544)	(18,937)
- Re. 0.1880 per unit on September 28, 2023	(788)	(17,192)	(17,980)
- Re. 0.1840 per unit on October 28, 2023	(529)	(17,087)	(17,616)
- Re. 0.2177 per unit on November 29, 2023	(563)	(21,063)	(21,626)
- Re. 0.1686 per unit on December 27, 2023	(12,181)	(18,971)	(31,152)
- Re. 0.1924 per unit on January 26, 2024	(42,552)	(49,812)	(92,364)
- Re. 0.1862 per unit on February 28, 2024	(39,111)	(57,711)	(96,822)
- Re. 0.1362 per unit on March 26, 2024	(72,330)	(28,035)	(100,365)
- Re. 0.1735 per unit on April 26, 2024	(141,429)	(29,381)	(170,810)
- Re. 0.1602 per unit on May 24, 2024	(161,927)	(27,836)	(189,763)
- Re. 0.1812 per unit on June 26, 2024	(161,063)	(79,447)	(240,510)
- Re. 0.0109 per unit on June 28, 2024	(8,137)	(6,444)	(14,581)
	(641,003)	(371,523)	(1,012,526)
Net assets at end of the period	13,389,450	15,478	13,404,928
Accounting income available for distribution			
- Relating to capital gain		243	
- Excluding capital gain		386,758	
		387,001	
Distributions during the period		(371,523)	
Undistributed income carried forward		15,478	
Undistributed income carried forward			
- Realised income		15,444	
- Unrealised income		34	
		15,478	
		(Rupees)	
Net assets value per unit at end of the period		10.0105	

The annexed notes from 1 to 29 form an integral part of these financial statements.

For ABL Asset Management Company Limited
(Management Company)



Saqib Matin
Chief Financial Officer



Naveed Nasim
Chief Executive Officer




Pervaiz Iqbal Butt
Director

**ABL FINANCIAL SECTOR FUND
CASH FLOW STATEMENT
FOR THE YEAR ENDED JUNE 30, 2024**

	Note	For the period from August 1, 2023 to June 30, 2024 Rupees in '000
CASH FLOWS FROM OPERATING ACTIVITIES		
Net income for the period before taxation		937,816
Adjustments for:		
Net realised gain on sale of investments		(209)
Net unrealised appreciation on re-measurement of investments classified as financial assets 'at fair value through profit or loss'	5.7	(34) (243)
Increase in assets		
Investments		(4,021,482)
Profit receivable		(274,771)
Preliminary expenses and floatation costs		(400)
Advances and deposits		(8,544)
		(4,305,197)
Increase in liabilities		
Payable to ABL Asset Management Company Limited - Management Company		16,007
Payable to the Central Depository Company of Pakistan - Trustee		972
Payable to the Securities and Exchange Commission of Pakistan		860
Accrued expenses and other liabilities		27,812
		45,651
Net cash used in operating activities		(3,321,973)
CASH FLOWS FROM FINANCING ACTIVITIES		
Receipt against conversion and issuance of units		62,603,766
Payments against conversion and redemption of units		(49,054,525)
Dividend paid		(1,012,276)
Net cash generated from financing activities		12,536,965
Net increase in cash and cash equivalents		9,214,992
Cash and cash equivalents at the beginning of the period		-
Cash and cash equivalents at the end of the period	4	9,214,992

The annexed notes from 1 to 29 form an integral part of these financial statements.

For ABL Asset Management Company Limited
(Management Company)



Saqib Matin
Chief Financial Officer



Naveed Nasim
Chief Executive Officer



Pervaiz Iqbal Butt
Director

ABL FINANCIAL SECTOR FUND

NOTES TO AND FORMING PART OF THE FINANCIAL STATEMENTS

AS AT JUNE 30, 2024

1 LEGAL STATUS AND NATURE OF BUSINESS

1.1 ABL Financial Sector Fund (the Fund) is an open ended mutual fund constituted under a Trust Deed entered into on March 22, 2023 between ABL Asset Management Company Limited as the Management Company and the Central Depository Company of Pakistan Limited (CDC) as the Trustee. The Securities and Exchange Commission of Pakistan (SECP) authorised constitution of the Trust Deed vide letter no. SCD/AMCW/AFSIF/2022/172 dated December 28, 2022 in accordance with the requirements of the Non-Banking Finance Companies and Notified Entities Regulation, 2008. The Fund has been registered as a trust under the Punjab Trusts (Amendment) Act, 2022, on March 22, 2023

The Management Company of the Fund has been licensed to act as an Asset Management Company under the Non-Banking Finance Companies (Establishment and Regulation) Rules, 2003 (the NBFC Rules) through a certificate of registration issued by the SECP. The registered office of the Management Company is situated at Plot No. 14, Main Boulevard, DHA Phase 6, Lahore. The Management Company is a member of the Mutual Funds Association of Pakistan (MUFAP).

1.2 The Fund has been categorised as an open ended "Income Scheme" by the Board of Directors of the Management Company pursuant to the provisions contained in Circular 7 of 2009 and is listed on Pakistan Stock Exchange (PSX) Limited. The units of the Fund were initially offered for public subscription at a par value of Rs. 10 per unit from July 27, 2023 to July 31, 2023. Thereafter, the units are being offered for public subscription on a continuous basis and are transferable and redeemable by surrendering them to the Fund.

1.3 The objective of the Fund is to provide income enhancement and competitive returns by investing in high / prime quality financial sector Term Finance Certificates / Sukuks, spread transactions, bank deposits and money market instruments as per investment policy of the respective Allocation Plan defined in Offering Document.

1.4 Pakistan Credit Rating Agency (PACRA) has assigned the management quality rating of AM1 (stable outlook) to the Management Company as at October 26, 2023. Furthermore, it has assigned the stability rating of the Fund at 'A+(f)' dated April 22, 2024.

1.5 The title to the assets of the Fund are held in the name of the Central Depository Company of Pakistan Limited as the Trustee of the Fund.

1.6 As per the offering document approved by the SECP, the accounting period, in case of the first such period, shall commence from the date on which the trust property is first paid or transferred to the Trustee. Accordingly, these financial statements have been prepared from August 1, 2023 to June 30, 2024.

1.7 This is the first accounting period of the Fund and hence there are no comparative figures presented in these financial statements.

2 BASIS OF PREPARATION

2.1 Statement of compliance

These financial statements have been prepared in accordance with the accounting and reporting standards as applicable in Pakistan. The accounting and reporting standards applicable in Pakistan comprise of:

- International Financial Reporting Standards (IFRS Accounting Standards) issued by the International Accounting Standards Board (IASB) as notified under the Companies Act, 2017;
- Provisions of and directives issued under the Companies Act, 2017 along with part VIIIA of the repealed Companies Ordinance, 1984; and
- Non-Banking Finance Companies (Establishment and Regulation) Rules, 2003 (the NBFC Rules), the Non-Banking Finance Companies and Notified Entities Regulations, 2008 (the NBFC Regulations) and the requirements of the Trust Deed.

Where provisions of and directives issued under the Companies Act, 2017, part VIIIA of the repealed Companies Ordinance 1984, the NBFC Rules, the NBFC Regulations and the requirements of the Trust Deed differ from the requirements of IFRS Accounting Standards, the provisions of and directives issued under the Companies Act, 2017, part VIIIA of the repealed Companies Ordinance 1984, the NBFC Rules, the NBFC Regulations and the requirements of the Trust Deed have been followed.

2.2 Standards, interpretations and amendments to published accounting and reporting standards that are not yet effective

The new standard - IFRS 18 Presentation and Disclosure in Financial Statements (published in April 2024) with applicability date of January 1, 2027 by IASB. IFRS 18 has not yet been adopted in Pakistan. IFRS 18 when adopted and applicable shall impact the presentation of 'Income Statement' with certain additional disclosures in the financial statements; and

Amendments to IFRS 9 'Financial Instruments' which clarify the date of recognition and derecognition of a financial asset or financial liability including settlement of liabilities through banking instruments and channels including electronic transfers. The amendment when applied may impact the timing of recognition and derecognition of financial liabilities.

There are certain new standards and amendments to the published accounting and reporting standards that will be applicable to the Fund for its annual periods beginning on or after July 1, 2024. However, these are not considered to be relevant or did not have any material effect on the Fund's financial statements.

2.3 Critical accounting estimates and judgments

The preparation of financial statements in accordance with the accounting and reporting standards as applicable in Pakistan requires the management to make judgment, estimates and assumptions that affect the application of policies and reported amounts of assets and liabilities, income and expenses. The estimates, judgments and associated assumptions are based on historical experience and various other factors, including expectation of future events, that are believed to be reasonable under the circumstances, the results of which form the basis of making judgments about carrying value of assets and liabilities. The estimates and assumptions are reviewed on an ongoing basis. Revisions to accounting estimates are recognised in the year in which the estimate is revised if the revision affects only that year, or in the year of revision and future years if the revision affects both the current and future years.

The estimates and judgments that have a significant effect on these financial statements of the Fund relate to classification, valuation and impairment of financial assets (notes 3.2 and 5).

2.4 Accounting convention

These financial statements have been prepared under the historical cost convention except for certain investments which have been classified as 'at fair value through profit or loss' and which are measured at fair value.

2.5 Functional and presentation currency

Items included in these financial statements are measured using the currency of the primary economic environment in which the Fund operates. These financial statements are presented in Pakistani Rupees, which is the Fund's functional and presentation currency.

3 MATERIAL ACCOUNTING POLICY INFORMATION

The material accounting policies applied in the preparation of these financial statements are set out below.

3.1 Cash and cash equivalents

These comprise balances with banks in savings and current accounts and other short-term highly liquid investments with original maturities of three months or less.

3.2 Financial assets

3.2.1 Initial recognition and measurement

Financial assets are recognised at the time the Fund becomes a party to the contractual provisions of the instruments. These are initially recognised at fair value plus transaction costs except for financial assets carried 'at fair value through profit or loss'. Financial assets carried 'at fair value through profit or loss' are initially recognised at fair value and transaction costs are recognised in the Income Statement.

3.2.2 Classification and subsequent measurement

3.2.2.1 Debt instruments

IFRS 9 has provided a criteria for debt securities whereby these debt securities are either classified as:

- at amortised cost;
- at fair value through other comprehensive income (FVOCI); or
- at fair value through profit or loss (FVPL)

based on the business model of the entity.

However, IFRS 9 requires securities managed as a portfolio or group of assets and whose performance is measured on a fair value basis, to be recognised at FVPL. The Fund is primarily focused on fair value information and uses that information to assess the assets' performance and to make decisions. Therefore the management considers its investment in debt securities as being managed as a group of assets and hence has classified them as FVPL.

3.2.3 Impairment

The Fund assesses on a forward looking basis the expected credit losses (ECL) associated with its financial assets (other than debt instruments) carried at amortised cost and FVOCI. The fund recognises loss allowances for such losses at each reporting date. The measurement of ECL reflects:

- an unbiased and probability weighted amount that is determined by evaluating a range of possible outcomes;
- the time value of money; and
- reasonable and supportable information that is available without undue cost or effort at the reporting date about past events, current conditions and forecasts of future economic conditions.

The Fund considers that a financial asset is in default when the counterparty fails to make contractual payments within 90 days of when they fall due. Further, financial assets are written off by the Fund, in whole or part, when it has exhausted all practical recovery efforts and has concluded that there is no reasonable expectation of recovery.

3.2.4 Impairment loss on debt securities

Provision for non-performing debt securities is made on the basis of time-based criteria as prescribed by the SECP and based on the management's assessment made in line with its provisioning policy approved by the Board of Directors of the Management Company in accordance with the guidelines issued by the SECP. Impairment losses recognised on debt securities can be reversed through the Income Statement.

As allowed by the SECP, the Management Company may make provision against debt securities over and above the minimum provision requirement prescribed by the SECP, considering the specific credit and financial condition of the debt security issuer and in accordance with the provisioning policy duly approved by the Board of Directors of the Management Company.

3.2.5 Regular way contracts

All regular way purchases and sales of financial assets are recognised on the trade date i.e. the date on which the Fund commits to purchase or sell the asset.

3.2.6 Subsequent measurement

a) At amortised cost:

Assets that are held for collection of contractual cash flows where those cash flows represent solely payments of principal and interest (SPPI), and that are not designated at FVPL, are subsequently measured at amortised cost.

b) Fair value through other comprehensive income (FVOCI):

Financial assets that are held for collection of contractual cash flows and for selling the assets, where the assets' cash flows represent solely payments of principal and interest, and that are not designated at FVPL, are measured at fair value through other comprehensive income (FVOCI). Movements in the carrying amount are taken through other comprehensive income, except for the recognition of impairment gains or losses, interest revenue and foreign exchange gains and losses on the instrument's amortised cost which are recognised in the income statement. When the financial asset is derecognised, the cumulative gain or loss previously recognised in other comprehensive income is reclassified from equity to the Income Statement.

c) Fair value through profit or loss (FVPL):

Assets that do not meet the criteria for classification at amortised cost or FVOCI are measured at fair value through profit or loss. A gain or loss on a debt investment that is subsequently measured at fair value through profit or loss and is not part of a hedging relationship is recognised in the income statement in the period in which it arises.

3.2.7 Derecognition

Financial assets are derecognised when the rights to receive cash flows from the financial assets have expired or have been transferred and the Fund has transferred substantially all risks and rewards of ownership. Any gain or loss arising on derecognition of financial assets is taken to the Income Statement.

3.3 Financial liabilities

3.3.1 Classification and subsequent measurement

Financial liabilities are recognised at the time when the Fund becomes a party to the contractual provisions of the instruments. These are initially recognised at fair value and subsequently stated at amortised cost.

3.3.2 Derecognition

A financial liability is derecognised when the obligation under the liability is discharged, cancelled or expired. Any gain or loss arising on derecognition of financial liabilities is taken to the Income Statement.

3.4 Offsetting of financial assets and financial liabilities

Financial assets and financial liabilities are offset and the net amount is reported in the 'Statement of Assets and Liabilities' when there is a legally enforceable right to set off the recognised amounts and there is an intention to settle on a net basis, or to realise the assets and settle the liabilities simultaneously.

3.5 Provisions

Provisions are recognised when the Fund has a present, legal or constructive obligation as a result of past events, it is probable that an outflow of resources embodying economic benefits will be required to settle the obligation and a reliable estimate of the obligation can be made. Provisions are regularly reviewed and adjusted to reflect the current best estimate.

3.6 Net asset value per unit

The Net Asset Value (NAV) per unit as disclosed in the Statement of Assets and Liabilities is calculated by dividing the net assets of the Fund by the number of units in circulation at the period end.

3.7 Issuance and redemption of units

Units issued are recorded at the offer price, determined by the Management Company for the application received by the Management Company / distributors during business hours on that day. The offer price represents the Net Asset Value (NAV) per unit as of the close of the business day, plus the allowable sales load and provision of any duties and charges if applicable. The sales load is payable to the Management Company / distributors.

Units redeemed are recorded at the redemption price applicable to units for which the Management Company / distributors receive redemption application during business hours of that day. The redemption price is equal to NAV as of the close of the business day, less an amount as the Management Company may consider to be an appropriate provision of duties and charges.

3.8 Distribution to unit holders

Distribution to the unit holders are recognised upon declaration and approval by the Board of Directors of the Management Company. Based on the Mutual Funds Association of Pakistan's (MUFAP) guidelines duly consented by the SECP, distributions for the period also include portion of income already paid on units redeemed during the period.

Distributions declared subsequent to the period end reporting date are considered as non-adjusting events and are recognised in the financial statements of the period in which such distributions are declared and approved by the Board of Directors of the Management Company.

3.9 Element of income / (loss) and capital gains / (losses) included in prices of units issued less those in units redeemed

Element of income represents the difference between Net Asset Value (NAV) per unit on the issuance or redemption date, as the case may be, of units and the NAV per unit at the beginning of the relevant accounting period. Further, the element of income is a transaction of capital nature and the receipt and payment of element of income is taken to unit holders' fund. However, to maintain the same ex-dividend NAV of all units outstanding on the accounting date, net element of income contributed on issue of units lying in unit holders fund is refunded on units in the same proportion as dividend bears to accounting income available for distribution.

3.10 Revenue recognition

- Realised gains / (losses) arising on sale of investments are included in the Income Statement and recognised when the transaction takes place;
- Income from investments in term finance certificates / sukuk certificates and government securities is recognised on a time proportionate basis using the effective yield method;
- Unrealised appreciation / (diminution) arising on re-measurement of investments classified as financial assets 'at fair value through profit or loss' are included in the income statement in the year, in which these arise; and
- Interest income on bank balances, term deposits receipts and letter of placements is recognised on an accrual basis.

3.11 Expenses

All expenses chargeable to the Fund including remuneration of the Management Company and Trustee and fee to the SECP are recognised in the Income Statement on an accrual basis.

3.12 Taxation

The income of the Fund is exempt from income tax under clause 99 of Part I of the Second Schedule to the Income Tax Ordinance, 2001 subject to the condition that not less than ninety percent of its accounting income for the period, as reduced by capital gains, whether realised or unrealised, is distributed amongst the unit holders in cash.

The Fund is also exempt from the provisions of section 113 (minimum tax) under clause 11A of Part IV of the Second Schedule to the Income Tax Ordinance, 2001.

3.13 Earnings per unit

Earnings per unit is calculated by dividing the net income for the year after taxation of the Fund by the weighted average number of units outstanding during the period.

Earnings per unit (EPU) has not been disclosed as, in the opinion of the management, the determination of cumulative weighted average number of outstanding units for calculating EPU is not practicable.

	Note	June 30, 2024 Rupees in '000
4 BALANCES WITH BANKS		
Balances with banks in:		
Savings accounts	4.1	<u>9,214,992</u>
4.1 This includes a balance of Rs. 39.604 million maintained with Allied Bank Limited (a related party) that carries profit rate of 20.50% per annum. Other savings accounts of the Fund carry profit rates ranging from 20.75% to 23.00% per annum.		
5 INVESTMENTS		
Financial assets 'at fair value through profit or loss'		
Government securities - market treasury bills	5.1	430,526
Government securities - Pakistan investment bonds	5.2	2,591,199
Government securities - GoP ijarah sukuks	5.3	-
Corporate sukuk certificates	5.4	-
Term deposit receipts	5.5	1,000,000
Letter of placements	5.6	-
		<u>4,021,725</u>

5.1 Government securities - market treasury bills

Particulars	Face value				As at June 30, 2024			Market value as a percentage of	
	As at August 1, 2023	Purchased during the period	Sold / matured during the period	As at June 30, 2024	Carrying value	Market value	Unrealised diminution	net assets of the fund	total investments of the fund
	Rupees in '000							%	
Market treasury bills - 3 Months	-	5,405,000	5,405,000	-	-	-	-	-	-
Market treasury bills - 6 Months	-	5,525,000	5,525,000	-	-	-	-	-	-
Market treasury bills - 12 Months	-	7,365,000	6,865,000	500,000	430,638	430,526	(112)	3.21%	10.71%
Total as at June 30, 2024					430,638	430,526	(112)		

5.1.1 This will mature by May 2, 2025 and carries effective yield rate of 19.39% per annum.

5.2 Government securities - Pakistan investment bonds

Particulars	Issue date	Face value				As at June 30, 2024			Market value as a percentage of	
		As at August 1, 2023	Purchased during the period	Sold / matured during the period	As at June 30, 2024	Carrying value	Market value	Unrealised (diminution) / appreciation	net assets of the Fund	total investments of the Fund
		Rupees in '000							%	
Pakistan investment bond										
2 years	September 8, 2022	-	1,470,900	1,469,500	1,400	1,398	1,395	(3)	0.01%	0.03%
2 years	September 21, 2023	-	3,725,000	3,725,000	-	-	-	-	-	-
2 years	December 30, 2021	-	485,000	485,000	-	-	-	-	-	-
2 years	April 6, 2023	-	626,000	626,000	-	-	-	-	-	-
Pakistan investment bond										
3 years	October 7, 2021	-	2,700,000	2,700,000	-	-	-	-	-	-
3 years	September 8, 2022	-	1,000,000	1,000,000	-	-	-	-	-	-
3 years	July 4, 2023	-	3,050,000	3,050,000	-	-	-	-	-	-
3 years	February 15, 2024	-	2,700,000	2,700,000	-	-	-	-	-	-
Pakistan investment bond										
5 years	February 7, 2024	-	700,000	700,000	-	-	-	-	-	-
5 years	May 6, 2021	-	262,100	261,000	1,100	1,080	1,084	4	0.01%	0.03%
5 years	January 17, 2024	-	4,300,000	4,300,000	-	-	-	-	-	-
5 years	September 21, 2023	-	5,100,000	5,100,000	-	-	-	-	-	-
5 years	October 19, 2023	-	1,070,000	1,070,000	-	-	-	-	-	-
5 years	October 13, 2022	-	225,000	225,000	-	-	-	-	-	-
5 years	December 14, 2023	-	1,100,000	1,100,000	-	-	-	-	-	-
5 years	August 10, 2023	-	1,500,000	-	1,500,000	1,445,295	1,444,950	(345)	10.78%	35.93%
5 years	April 18, 2024	-	4,550,000	4,400,000	150,000	144,471	144,870	399	1.08%	3.60%
5 years	June 18, 2020	-	1,000,000	-	1,000,000	998,809	998,900	91	7.45%	24.84%
5 years	April 6, 2023	-	850,000	850,000	-	-	-	-	-	-
Pakistan investment bond										
10 years	June 18, 2020	-	465,000	465,000	-	-	-	-	-	-
10 years	November 10, 2023	-	4,750,000	4,750,000	-	-	-	-	-	-
Total as at June 30, 2024						2,591,053	2,591,199	146		

5.2.1 These will mature latest by April 18, 2029 and carry effective yield rate ranging from 21.75% to 23.27% per annum.

5.3 Government Securities - GoP ijarah sukuks

Particulars	Issue date	Face value			As at June 30, 2024			Market value as a percentage of		
		As at August 1, 2023	Purchased during the period	Sold / matured of during the period	As at June 30, 2024	Carrying value	Market value	Unrealised appreciation / (diminution)	net assets of the Fund	total investments of the Fund
		Rupees in '000							%	
GOP Ijara Sukuk - 1 year	May 22, 2023	-	200,000	200,000	-	-	-	-	-	
GOP Ijara Sukuk - 5 years	October 26, 2021	-	40,000	40,000	-	-	-	-	-	
GOP Ijara Sukuk - 5 years	April 27, 2022	-	78,000	78,000	-	-	-	-	-	
Total as at June 30, 2024										

5.4 Corporate sukuk certificates

Particulars	Issue date	As at August 1, 2023	Purchased during the period	Sold / matured during the period	As at June 30, 2024	As at June 30, 2024			Market value as a percentage of	
						Carrying value	Market value	Unrealised appreciation / (diminution)	net asset of fund	total investments of the fund
						Number of certificates			Rupees in '000	
POWER GENERATION & DISTRIBUTION										
The Hub Power Company Limited (AA+, PACRA) (face value of Rs. 1,000,000 per certificate)	November 8, 2023	-	900	900	-	-	-	-	-	-
Total as at June 30, 2024										

5.5 Term deposit receipts

Particulars	Issue date	Amount placed				As at June 30, 2024			Market value as a percentage of	
		As at August 1, 2023	Purchased during the period	Matured during the period	As at June 30, 2024	Carrying value as at June 30, 2024	Market value as at June 30, 2024	Unrealised appreciation / (diminution)	net assets of the Fund	total market value of investments
		Rupees in '000							%	
COMMERCIAL BANKS										
Mobilink MicroFinance Bank Limited (A1, Pacra)	April 29, 2024	-	1,000,000	-	1,000,000	1,000,000	1,000,000	-	7.46%	24.86%
Total as at June 30, 2024						1,000,000	1,000,000	-		

5.5.1 This will mature by April 29, 2025 and carries effective yield rate of 22.25%.

5.6 Letter of placements

Name of the investee company	Issue date	Amount placed			As at June 30, 2024			Market value as a percentage of		
		As at August 1, 2023	Purchased during the period	Matured during the period	As at June 30, 2024	Carrying value	Market value	Unrealised appreciation / (diminution)	net assets of the Fund	total market value of investments
		Rupees in '000							%	
DEVELOPMENT FINANCIAL INSTITUTION										
Pak Brunei Investment Company Limited (AA+, VIS)	June 13, 2024	-	2,000,000	2,000,000	-	-	-	-	-	-
Pak Brunei Investment Company Limited (AA+, VIS)	June 24, 2024	-	2,600,000	2,600,000	-	-	-	-	-	-
Pak Oman Investment Company Limited (AA+, PACRA)	June 12, 2024	-	1,600,000	1,600,000	-	-	-	-	-	-
Pak Oman Investment Company Limited (AA+, PACRA)	June 14, 2024	-	2,000,000	2,000,000	-	-	-	-	-	-
Pak Oman Investment Company Limited (AA+, PACRA)	June 21, 2024	-	2,100,000	2,100,000	-	-	-	-	-	-
Saudi Pak Industrial & Agricultural Investment Company Limited (AA-, VIS)	June 20, 2024	-	2,100,000	2,100,000	-	-	-	-	-	-
Zarai Taraqati Bank Limited (AAA, VIS)	June 10, 2024	-	1,000,000	1,000,000	-	-	-	-	-	-
Total as at June 30, 2024										

	Note	June 30, 2024 Rupees in '000
5.7 Unrealised appreciation on re-measurement of investments classified as financial assets 'at fair value through profit or loss'		
Market value of investments	5.1 to 5.6	4,021,725
Less: carrying value of investments	5.1 to 5.6	4,021,691
		<u>34</u>
6 PROFIT RECEIVABLE		
Profit receivable on:		
Balances with banks		140,945
Term deposit receipts		713
Government securities - Pakistan investment bonds		133,113
		<u>274,771</u>
7 PRELIMINARY EXPENSES AND FLOATATION COSTS		
Incurred during the period		500
Less: amortisation for the period	7.1	<u>(100)</u>
Closing balance		<u>400</u>
7.1		
Preliminary expenses and floatation costs represent expenditure incurred prior to the commencement of the operations of the Fund. These are being amortised over five years commencing from the end of the initial offering period in accordance with the Trust Deed of the Fund and the NBFC Regulations, 2008.		
	Note	June 30, 2024 Rupees in '000
8 ADVANCES AND DEPOSITS		
Security deposit with Central Depository Company of Pakistan Limited *		100
Deposit in IPS account*		55
Advance tax	8.1	8,389
		<u>8,544</u>
* related party balances		
8.1		
As per clause 47(B) of part IV of the Second Schedule to the Income Tax Ordinance, 2001, payments made to collective investment schemes (CISs) are exempt from withholding tax under section 151 and 150. However, withholding tax on dividend and profit on bank deposits paid to the Fund was deducted by various withholding agents based on the interpretation issued by FBR vide letter Circular no. 1(43) DG (WHT)/2008-VOL.II-66417-R dated May 12, 2015 which requires every withholding agent to withhold income tax at applicable rates in case a valid exemption certificate under section 159(1) issued by the concerned Commissioner of Inland Revenue (CIR) is not produced before him by the withholders. The tax withheld on dividends and debt on bank deposit amounts to Rs. 8.389 million.		
For this purpose, the Mutual Funds Association of Pakistan (MUFAP) on behalf of various mutual funds (including the Funds being managed by the Management Company) had filed a petition in the Honourable Sindh High Court (SHC) challenging the above mentioned interpretation of the Federal Board of Revenue (FBR) which was decided by the SHC in favour of the FBR. A petition was filed in the Supreme Court of Pakistan by the Funds together with other CISs (managed by the Management Company and other asset management companies) whereby the Supreme Court granted the petitioners leave to appeal from the initial judgment of the SHC. Pending resolution of the matter, the amount of withholding tax deducted on profit received by the Fund on bank deposits, letter of placements and term deposits has been shown as other receivable as at June 30, 2024 as, in the opinion of the management, the amount of tax deducted at source will be refunded.		
	Note	June 30, 2024 Rupees in '000
9 PAYABLE TO ABL ASSET MANAGEMENT COMPANY LIMITED - MANAGEMENT COMPANY		
Management remuneration payable	9.1	11,470
Punjab Sales Tax payable on remuneration of the Management Company	9.2	1,835
Sales and transfer load payable		2,182
Preliminary expenses and floatation cost payable		500
Others		20
		<u>16,007</u>

9.1 As per regulation 61 of the NBFC Regulations, 2008, the Management Company is entitled to a remuneration equal to an amount not exceeding the maximum rate of management fee as disclosed in the Offering Document subject to the total expense ratio limit. Keeping in view the maximum allowable threshold, the Management Company has charged its remuneration upto 2% per annum of the average annual net assets during the period. The remuneration is payable to Management company eventually in arrears.

9.2 During the period, an amount of Rs. 7.315 million was charged on account of sales tax on remuneration of the Management company levied through the Punjab Sales Tax on Services Act, 2012 at the rate of 16%.

10	PAYABLE TO CENTRAL DEPOSITORY COMPANY OF PAKISTAN LIMITED - TRUSTEE	Note	June 30, 2024 Rupees in '000
	Remuneration payable	10.1	860
	Sindh Sales Tax payable on remuneration of the Trustee	10.2	112
			<u>972</u>

10.1 The Trustee is entitled to monthly remuneration for services rendered to the Fund under the provisions of the Trust Deed the Fund has charged trustee fee at the rate of 0.075% per annum of daily average net assets of the Fund during the period.

10.2 During the period, an amount of Rs. 0.446 million was charged on account of sales tax at 13% on remuneration of the Trustee levied through Sindh Sales Tax on Services Act, 2011.

11	PAYABLE TO THE SECURITIES AND EXCHANGE COMMISSION OF PAKISTAN (SECP)	Note	June 30, 2024 Rupees in '000
	Fee payable	11.1	<u>860</u>

11.1 In accordance with the NBFC Regulations, a Collective Investment Scheme (CIS) is required to pay non-refundable fee to the Securities and Exchange Commission of Pakistan (SECP) at the rate of fee to 0.075% per annum of the daily net assets of the Fund, applicable to an "Income Scheme". Accordingly, the Fund has charged SECP fee at the rate of 0.075% per annum of the daily net assets during the period.

The Fund is required to pay SECP fee within fifteen days of the close of every calendar month.

12	ACCRUED EXPENSES AND OTHER LIABILITIES	June 30, 2024 Rupees in '000
	Auditors' remuneration payable	356
	Printing charges payable	100
	Brokerage payable	258
	Withholding tax payable	27,098
		<u>27,812</u>

13 CONTINGENCIES AND COMMITMENTS

There were no contingencies and commitments outstanding as at June 30, 2024.

For the period from August 1, 2023 to June 30, 2024
--

14	INTEREST / PROFIT EARNED	Rupees in '000
	Interest / profit on:	
	Savings accounts	680,694
	Corporate sukuk certificates	6,850
	Government Securities - GoP ijarah sukuks	861
	Government securities - Pakistan investment bonds	210,038
	Government securities - market treasury bills	49,140
	Term deposit receipts	38,404
	Letter of placements	15,567
		<u>1,001,554</u>

For the period
from August 1,
2023 to June
30, 2024

15 AUDITORS' REMUNERATION

Annual audit fee	463
Half yearly review of condensed interim financial statements	93
Fee for other certifications	48
Out of pocket expenses	48
Sindh Sales Tax	50
	702

16 TOTAL EXPENSE RATIO

The total expense ratio (TER) of the Fund for the period from August 1, 2023 to June 30, 2024 is 1.27% which includes 0.22% representing government levies on the Fund such as Sales Taxes, fee to the SECP, etc. This ratio is within the maximum limit of 2.5% prescribed under the NBFC Regulations for a collective investment scheme categorised as "Income Scheme".

17 TAXATION

The income of the Fund is exempt from income tax under clause (99) of Part I of the Second Schedule to the Income Tax Ordinance, 2001 subject to the condition that not less than 90% of the accounting income for the period as reduced by capital gains, whether realised or unrealised, is distributed amongst the unit holders as cash dividend. Furthermore, as per Regulation 63 of the Non-Banking Finance Companies and Notified Entities Regulations, 2008, the Fund is required to distribute not less than 90% of its accounting income for the period derived from sources other than capital gains as reduced by such expenses as are chargeable thereon to the unit holders. Since the Management Company has distributed the required minimum percentage of income earned by the Fund for the period ended June 30, 2024 to the unit holders in a manner as explained above, no provision for taxation has been made in these financial statements during the period.

The Fund is also exempt from the provisions of Section 113 (minimum tax) under clause 11A of Part IV of the Second Schedule to the Income Tax Ordinance, 2001.

18 TRANSACTIONS AND BALANCES WITH CONNECTED PERSONS / RELATED PARTIES

Connected persons / related parties include ABL Asset Management Company Limited being the Management Company, Central Depository Company of Pakistan Limited being the Trustee being the trustee, Allied Bank Limited being the holding company of the management company, other collective investment schemes managed by the Management Company, any entity in which the Management Company, its CISs or their connected persons have material interest, any person or company beneficially owning directly or indirectly ten percent or more of the net assets of the Fund, directors and their close family members and key management personnel of the Management Company.

Transactions with connected persons essentially comprise sale and redemption of units, fee on account of managing the affairs of the Fund, sales load, other charges and distribution payments to connected persons. The transactions with connected persons are in the normal course of business, at contracted rates and at terms determined in accordance with market rates.

Remuneration to the Management Company of the Fund is determined in accordance with the provisions of the NBFC Regulations.

Remuneration to the Trustee of the Fund is determined in accordance with the provisions of the Trust Deed.

For the period
from August 1,
2023 to June
30, 2024

18.1 Details of transactions with connected persons / related parties during the period

ABL Asset Management Company Limited - Management Company

Remuneration of the Management Company	45,721
Punjab Sales Tax on remuneration of the Management Company	7,315
Preliminary expenses and floatation costs	100
Printing and stationery charges	175
Issuance of 10,671,978 units	107,795
Redemption of 10,671,978 units	107,032



For the period
from August 1,
2023 to June
30, 2024

Rupees in '000

Central Depository Company of Pakistan Limited - Trustee

Remuneration of the Trustee	3,429
Sindh Sales Tax on remuneration of the Trustee	446

Allied Bank Limited (holding company of the Management Company)

Profit earned on saving account	28,034
---------------------------------	--------

18.2 Details of balances with connected persons / related parties as at period end

June 30, 2024
Rupees in '000

ABL Asset Management Company Limited - Management company

Management remuneration payable	11,470
Punjab Sales Tax payable on remuneration of the Management Company	1,835
Sales and transfer load payable	2,182
Preliminary expenses and floatation cost payable	500
Others	20

Central Depository Company of Pakistan - Trustee

Payable to trustee	860
Sindh Sales Tax payable on remuneration of the Trustee	112

Allied Bank Limited

Balances with bank	39,604
Profit receivable on saving accounts	1,701

18.3 Other balances due to / from related parties / connected persons are included in the respective notes to these financial statements.

19 FINANCIAL INSTRUMENTS BY CATEGORY

	June 30, 2024		
	At amortised cost	At fair value through profit or loss	Total
	Rupees in '000		
Financial assets			
Balances with banks	9,214,992	-	9,214,992
Investments	-	4,021,725	4,021,725
Profit receivables	274,771	-	274,771
Receivable against issuance of units	6,008	-	6,008
Deposits	155	-	155
	<u>9,495,926</u>	<u>4,021,725</u>	<u>13,517,651</u>
Financial liabilities			
Payable to ABL Asset Management Company Limited - Manage	16,007	-	16,007
Payable to the Central Depository Company of Pakistan Limited	972	-	972
Payable against redemption of units	75,611	-	75,611
Dividend payable	250	-	250
Accrued expenses and other liabilities	714	-	714
	<u>93,554</u>	<u>-</u>	<u>93,554</u>

20 FINANCIAL RISK MANAGEMENT OBJECTIVES AND POLICIES

The Fund's objective in managing risk is the creation and protection of unit holders' value. Risk is inherent in the Fund's activities, but it is managed through monitoring and controlling activities which are primarily set up to be performed based on limits established by the Management Company, the constitutive documents of the Fund and the regulations and directives of the SECP. These limits reflect the business strategy and market environment of the Fund as well as the level of the risk that the Fund is willing to accept. The Board of Directors of the Management Company supervises the overall risk management approach within the Fund. The Fund is exposed to market risk, liquidity risk and credit risk arising from the financial instruments it holds.

20.1 Market risk

Market risk is the risk that the fair value or future cash flows of a financial instrument will fluctuate as a result of changes in market prices.

The Management Company manages the market risk through diversification of the investment portfolio and by following the internal guidelines established by the Investment Committee and regulations laid down by SECP.

Market risk comprises of three types of risks: yield / interest rate risk, currency risk and price risk.

(i) Yield / interest rate risk

Yield / interest rate risk is the risk that the fair value or future cash flows of a financial instrument will fluctuate as a result of changes in market / yield interest rates. As of June 30, 2024, the Fund is exposed to such risk on its balances held with banks, investments in government securities and term deposit receipts. The Investment Committee of the Fund reviews the portfolio of the Fund on a regular basis to ensure that the risk is managed within the acceptable limits.

a) Sensitivity analysis for variable rate instruments

Presently, the Fund holds balances with banks, investment in Pakistan investment bonds and market treasury bills which expose the Fund to cash flow interest rate risk. In case of 100 basis points increase / decrease in applicable rates on the last repricing date with all other variables held constant, the net income for the period and net assets of the Fund would have been higher / lower by Rs. 118.062 million.

Interest rate sensitivity position for on-balance sheet financial instruments is based on the earlier of contractual repricing or maturity date and for off-balance sheet financial instruments is based on settlement date.

The Fund's interest rate sensitivity related to financial assets and financial liabilities as at June 30, 2024.

June 30, 2024						
Effective yield / interest rate	Exposed to yield / interest rate risk			Not exposed to yield / interest rate risk	Total	
	Up to three months	More than three months and up to one year	More than one year			
----- % -----	----- Rupees in '000 -----					
Financial assets						
Balances with banks	20.50% - 23.00%	9,214,992	-	-	9,214,992	
Investments	19.39% - 23.27%	1,395	2,429,426	-	4,021,725	
Profit receivable		-	-	274,771	274,771	
Receivable against issuance of units		-	-	6,008	6,008	
Deposits		-	-	155	155	
		9,216,387	2,429,426	1,590,904	280,934	13,517,651
Financial liabilities						
Payable to ABL Asset Management Company Limited - Management Company		-	-	-	16,007	16,007
Payable to Central Depository Company of Pakistan Limited - Trustee		-	-	-	972	972
Payable against redemption of units		-	-	-	75,611	75,611
Dividend payable		-	-	-	250	250
Accrued expenses and other liabilities		-	-	-	714	714
		-	-	-	93,554	93,554
On-balance sheet gap (a)		<u>9,216,387</u>	<u>2,429,426</u>	<u>1,590,904</u>	<u>187,380</u>	<u>13,424,097</u>
Off-balance sheet financial instruments		-	-	-	-	-
Off-balance sheet gap (b)		-	-	-	-	-
Total profit rate sensitivity gap (a+b)		<u>9,216,387</u>	<u>2,429,426</u>	<u>1,590,904</u>		
Cumulative profit rate sensitivity gap		<u>9,216,387</u>	<u>11,645,813</u>	<u>13,236,717</u>		

(ii) Currency risk

Currency risk is the risk that the fair value or future cash flows of a financial instrument will fluctuate as a result of changes in foreign exchange rates. At present, the fund does not have any financial instruments in foreign currencies and hence is not exposed to such risk.

(iii) Price risk

Price risk is the risk that the fair value or /profit cash flows of a financial instrument will fluctuate as a result of changes in market prices (other than those arising from interest rate risk or currency risk) whether those changes are caused by factors specific to the individual financial instrument or its issuer, or factors affecting all similar financial instruments traded in the market. As at June 30, 2024 the fund is not exposed to the price risk.

20.2 Liquidity risk

Liquidity risk is the risk that the Fund may not be able to generate sufficient cash resources to settle its obligation in full as they fall due or can only do so on terms that are materially disadvantageous to the Fund.

The Fund is exposed to daily cash redemptions at the option of unit holders. The Fund's approach to managing liquidity is to ensure, as far as possible, that the Fund will always have sufficient liquidity to meet its liabilities when due under both normal and stressed conditions. The Fund's policy is, therefore, to invest the majority of its assets in investments that are traded in an active market and can be readily disposed and are considered readily realisable.

As per the NBFC Regulations the Fund can borrow in the short-term to ensure settlement, the maximum limit of which is fifteen percent of the net assets up to 90 days and would be secured by the assets of the Fund. However, the fund has not borrowed any sum during the period ended June 30, 2024.

In order to manage the Fund's overall liquidity, the Fund may also withhold daily redemption requests in excess of ten percent of the units in issue and such requests would be treated as redemption requests qualifying for being processed on the next business day. Such procedure would continue until the outstanding redemption requests come down to a level below ten percent of the units then in issue. The Fund did not withhold any redemptions during the period.

The table below indicates the Fund's financial liabilities into relevant maturity groupings based on the remaining period at the reporting date to the contractual maturity date. The amounts in the table are the contractual undiscounted cash flows.

June 30, 2024						
Within 1 month	More than one month and upto three months	More than three months and upto one year	More than one year and upto five years	More than 5 years	Financial instruments with no fixed maturity	Total
----- Rupees in '000 -----						
Financial liabilities						
Payable to ABL Asset Management Company Limited - Management Company	16,007	-	-	-	-	16,007
Payable to Central Depository Company of Pakistan Limited - Trustee	972	-	-	-	-	972
Payable against redemption of units	75,611	-	-	-	-	75,611
Dividend payable	250	-	-	-	-	250
Accrued expenses and other liabilities	358	356	-	-	-	714
	93,198	356	-	-	-	93,554

20.3 Credit risk

Credit risk is the risk that the counterparty to a financial instrument will cause a financial loss to the Fund by failing to discharge its obligation as it falls due. The table below analyses the Fund's maximum exposure to credit risk:

June 30, 2024		
Balance as per statement of assets and liabilities	Maximum exposure to credit risk	
----- Rupees in '000 -----		
Balances with banks	9,214,992	9,214,992
Investments	4,021,725	1,000,000
Profit receivable	274,771	141,658
Receivable against issuance of units	6,008	6,008
Deposits	155	155

The maximum exposure to credit risk before any credit enhancement as at June 30, 2024 is the carrying amount of financial assets.

20.3.1 Credit quality of financial assets

The Fund's significant credit risk arises mainly on account of its placements in banks, term deposit receipts and profit accrued thereon. The credit rating profile of balances held with banks, term deposit receipts and its accrued profit is as follows:

	% of financial assets
	June 30, 2024
Balances with banks and profit accrued thereon	
AAA	0.31%
A+	68.69%
A	0.22%
Term deposit receipts and profit accrued thereon	
A	7.40%
	76.62%

20.3.2 Concentration of credit risk

Concentration of credit risk exists when changes in economic and industry factors similarly affect groups of counter parties whose aggregate credit exposure is significant in relation to the Fund's total credit exposure. As transactions are entered with credit worthy parties and are within the regulatory limits, therefore any significant concentration of credit risk is mitigated.

All financial assets of the Fund as at June 30, 2024 are unsecured and are not impaired.

21 FAIR VALUE MEASUREMENT

Fair value is the price that would be received to sell an asset or paid to transfer a liability in an orderly transaction between market participants at the measurement date. Consequently, differences can arise between carrying values and the fair value estimates.

Underlying the definition of fair value is the presumption that the Fund is a going concern without any intention or requirement to curtail materially the scale of its operations or to undertake a transaction on adverse terms.

Financial assets which are tradable in an open market are revalued at the market prices prevailing on the reporting date. The estimated fair values of all other financial assets and liabilities is considered not to be significantly different from the respective book values.

Fair value hierarchy

International Financial Reporting Standard 13, 'Fair Value Measurement' requires the Fund to classify assets using a fair value hierarchy that reflects the significance of the inputs used in making the measurements. The fair value hierarchy has the following levels:

Level 1: quoted prices (unadjusted) in active markets for identical assets or liabilities;

Level 2: inputs other than quoted prices included within level 1 that are observable for the asset or liability, either directly (i.e. as prices) or indirectly (i.e. derived from prices); and

Level 3: inputs for the asset or liability that are not based on observable market data (i.e. unobservable inputs).

As at June 30, 2024 the Fund held the following financial instruments measured at fair value:

	----- 2024 -----			
	Level 1	Level 2	Level 3	Total
	----- Rupees in '000 -----			
Financial assets 'at fair value through profit or loss'				
Government securities - market treasury bills	-	430,526	-	430,526
Government securities - Pakistan investment bonds	-	2,591,199	-	2,591,199
Term deposit receipts *	-	1,000,000	-	1,000,000
	-	<u>4,021,725</u>	-	<u>4,021,725</u>

* The carrying value of these securities approximate their fair value since these are short term in nature and are placed with counter parties which have high credit ratings.

22 UNIT HOLDERS' FUND RISK MANAGEMENT

The unit holders' fund is represented by redeemable units. These units are entitled to dividends and to payment of a proportionate share based on the Fund's Net Asset Value per unit on the redemption date. The relevant movements are shown on the 'Statement of Movement in Unit Holders' Fund'.

The Fund's objectives when managing unit holders' funds are to safeguard its ability to continue as a going concern so that it can continue to provide returns to the unit holders and to maintain a strong base of assets to meet unexpected losses or opportunities.

The Fund has no restriction on the subscription and redemption of units. As required under the NBFC Regulations, 2008, every open ended scheme shall maintain fund size (i.e. net assets of the Fund) of Rs. 100 million at all times during the life of the scheme. The Fund has historically maintained and complied with the requirement of minimum fund size at all times.

In accordance with the risk management policies as stated in note 20, the Fund endeavors to invest the subscriptions received in appropriate investment avenues while maintaining sufficient liquidity to meet redemptions, such liquidity being augmented by disposal of investments or short-term borrowings, where necessary.

23 UNIT HOLDING PATTERN OF THE FUND

Category	2024		
	Number of unit holders	Investment amount Rupees in '000	Percentage of total %
Individuals	584	9,275,578	69.20%
Retirement funds	10	1,544,203	11.52%
Public limited companies	4	2,478,898	18.49%
Others	5	106,249	0.79%
	603	13,404,928	100.00%

24 LIST OF TOP TEN BROKERS BY PERCENTAGE OF COMMISSION PAID

Name of broker	For the period from August 1, 2023 to June 30, 2024
	Percentage of commission paid
Alfalah CLSA Securities (Private) Limited	18.77%
Invest One Markets Limited	17.82%
Continental Exchange (Private) Limited	15.67%
Optimus Markets (Private) Limited	10.42%
JS Global Capital Limited	8.38%
Summit Capital (Private) Limited	6.03%
C & M Management (Private) Limited	5.23%
Pearl Securities Limited	4.86%
Paramount Capital (Private) Limited	4.70%
Icon Management (Private) Limited	4.70%

25 DETAILS OF MEMBERS OF THE INVESTMENT COMMITTEE

Following are the details in respect of members of the Investment Committee of the Fund:

Name	Designation	Qualification	Overall experience in years
Mr. Naveed Nasim	Chief Executive Officer	MBA	25
Mr. Saqib Matin	CFO & Company Secretary	FCA & FPA	25
Mr. Wajeesh Haider	Acting Head of Risk	MSc. (Finance) & CFA Level III Candidate	12
Mr. Fahad Aziz	Chief Investment Officer	BSc. (Hons)	18
Mr. Muhammad Wamiq Sakrani	Head of Fixed Income	MBA	14
Ms. Werda Imtiaz	IC Secretary	ACCA	6
Mr. Muhammad Sajid Ali	Fund Manager	BBA (Hons) & CFA	4
Mr. Ahmad Hassan	Fund Manager	B.Com	8
Mr. Muhammad Abdul Hayee	Head of Equity	MBA & CFA	16

26 NAME AND QUALIFICATION OF THE FUND MANAGER

Name	Designation	Qualification	Other Funds managed by the Fund Manager
Mr. Ahmad Hassan	Fund Manager	B.Com	ABL Islamic Money Market Fund, ABL Islamic Cash Fund, ABL Fixed Rate Fund and ABL Special Saving Fund

27 MEETINGS OF BOARD OF DIRECTORS OF THE MANAGEMENT COMPANY

The 76th, 77th, 78th and 79th Board of Directors meetings were held on August 24, 2023, October 19, 2023, February 21, 2024 and April 22, 2024, respectively. Information in respect of attendance by the directors and other persons in the meetings is given below:

S.No.	Name	Number of meetings			Meetings not attended
		Held	Attended	Leave granted	
1	Mr. Sheikh Mukhtar Ahmed	4	3	1	76th
2	Mohammad Naeem Mukhtar	4	4	-	-
3	Muhammad Waseem Mukhtar	4	4	-	-
4	Mr. Pervaiz Iqbal Butt	4	4	-	-
5	Muhammad Kamran Shehzad**	4	3	-	-
6	Mr. Kamran Nishat***	1	1	-	-
7	Mr. Aizid Razzaq Gill	4	4	-	-
8	Ms. Saira Shahid Hussain	4	4	-	-
9	Mr. Naveed Nasim	4	4	-	-
Other persons					
10	Mr. Saqib Matin*	4	4	-	-

* Mr. Saqib Matin attended the meetings as Company Secretary.

** Muhammad Kamran Shehzad retired after 78th meeting

*** Mr. Kamran Nishat attended 79th meeting after joining.


28 GENERAL

28.1 Figures have been rounded off to the nearest thousand Rupees, unless otherwise stated.

29 DATE OF AUTHORISATION FOR ISSUE

These financial statements were authorised for issue on August 29, 2024 by the Board of Directors of the Management Company.

For ABL Asset Management Company Limited
(Management Company)



Saqib Matin
Chief Financial Officer



Naveed Nasim
Chief Executive Officer



Pervaiz Iqbal Butt
Director

اعتراف

ہم اپنے قابل قدر سرمایہ کاروں کا شکریہ ادا کرتے ہیں جنہوں نے ہم پر اعتماد کیا ہے۔ بورڈ سکیورٹیز اینڈ ایکسچینج کمیشن آف پاکستان، ٹرسٹی (سنٹرل ڈپازٹری کمپنی آف پاکستان لمیٹڈ) اور پاکستان اسٹاک ایکسچینج لمیٹڈ کے انتظامیہ کی ان کی مسلسل رہنمائی اور مدد کے لئے ان کا شکریہ بھی ادا کرتا ہے۔ ڈائریکٹرز انتظامی ٹیم کے ذریعہ کی جانے والی کوششوں کی بھی تعریف کرتے ہیں۔

بورڈ کی طرف سے اور بورڈ کے لئے

ڈائریکٹر

لاہور، 29 اگست، 2024

نویس
چیف ایگزیکٹو آفیسر

آڈیٹر

موجودہ آڈیٹرز میسرز اے ایف فرگوسن اینڈ کمپنی (چارٹرڈ اکاؤنٹنٹس)، ریٹائر ہو چکے ہیں اور اہل ہیں، 30 جون 2025 کو ختم ہونے والے مالی سال کے لیے دوبارہ تقرری کے لیے خود کو پیش کر رہے ہیں۔

فنڈ استحکام کی درجہ بندی

22 اپریل 2024 کو: پاکستان کریڈٹ ریٹنگ ایجنسی لمیٹڈ (PACRA) نے اے بی ایل فنانشل سیکٹر فنڈ (ABL FSF) کے لیے '(A+)' پر فنڈ استحکام کی درجہ بندی (FSR) تفویض کی ہے۔

مینجمنٹ کمپنی کی کوالٹی کی درجہ بندی

26 اکتوبر 2023 کو: پاکستان کریڈٹ ریٹنگ ایجنسی لمیٹڈ (PACRA) نے اے بی ایل ایسیٹ مینجمنٹ کمپنی (ABL AMC) کی مینجمنٹ کوالٹی ریٹنگ (MQR) کو '(AM-One)' (AM1) تفویض کی ہے۔ تفویض کردہ درجہ بندی پر آؤٹ لک 'مستحکم' ہے۔

آؤٹ لک اور اسٹریٹیجی

جون 2024 میں، SBP کی مانیٹری پالیسی کمیٹی (MPC) نے تقریباً ایک سال تک جمود کو برقرار رکھنے کے بعد پالیسی کی شرح کو 150 بیس پوائنٹس سے 20.5 فیصد تک کم کرنے کا انتخاب کیا۔ مختصر مدت اور طویل مدتی آلات دونوں کی پیداوار پچھلے سال سے پہلے ہی نمایاں طور پر گر چکی ہے۔ کنزیومر پرائس انڈیکس (سی پی آئی) نے مئی 2024 میں 30 ماہ کی کم ترین سطح $YoY \times 11.8$ پر گراؤ کا مشاہدہ کیا۔ CPI میں اس نمایاں کمی کے ساتھ، حقیقی سود کی شرحیں پہلے ہی مثبت ہو چکی ہیں اور مارکیٹ کے شرکاء مستقبل قریب میں شرح میں مزید کمی کی توقع رکھتے ہیں۔

ہم توقع کرتے ہیں کہ نئی حکومت آئی ایم ایف کے ساتھ ایک طویل المدتی انتظامات پر بات چیت کرنے میں کامیاب ہو جائے گی جس سے روپے کو مزید استحکام ملے گا اور یورو بانڈ مارکیٹ کھلے گی اور دیگر کثیر جہتی ایجنسیوں جیسے ورلڈ بینک، اے ڈی بی، آئی ایس ڈی بی وغیرہ سے فنڈنگ حاصل ہوگی۔

پیداوار کا جھکاؤ پہلے ہی تیز ہو چکا ہے۔ چھوٹے سرے پر پیداوار کا جھکاؤ 6M، M3 اور T-Bills 12M کے ساتھ کافی حد تک چپنا ہو گیا ہے، جو کہ 20.5% کی موجودہ پالیسی ریٹ سے تقریباً 100bps کا منفی پھیلاؤ رکھتا ہے۔ پیداواری جھکاؤ کے طویل اختتام پر، Y5 کی پالیسی ریٹ سے پھیلاؤ تقریباً 500bps کے قریب ہے۔

آگے بڑھتے ہوئے، ہم اپنے محکموں کی مدت میں اضافہ کرنے کا ارادہ رکھتے ہیں۔ تاہم، چونکہ فنڈ کی نوعیت مختصر مدت کی ہے، اس لیے زیادہ تر سرمایہ کاری بینک ڈپازٹس اور مختصر مدت کے TDRs میں رہے گی۔

• بورڈ کی آڈٹ کمیٹی (BAC) - سال کے دوران BAC کے سات اجلاس منعقد ہوئے اور اس میں حسب ذیل شرکت کی:

ڈائریکٹر کا نام	حیثیت	اجلاس میں شرکت
i. جناب محمد کامران شہزاد	آزاد ڈائریکٹر	5
ii. جناب کامران نشاط	آزاد ڈائریکٹر	2
iii. جناب محمد وسیم مختار	نان ایگزیکٹو ڈائریکٹر	7
iv. جناب پرویز اقبال بٹ	آزاد ڈائریکٹر	7

• میعاد 6 اپریل 2024 کو مکمل ہو گئی۔

• 7 اپریل 2024 کو مقرر کیا گیا۔

• بورڈ کی رسک مینجمنٹ کمیٹی (BRMC) - سال کے دوران BRMC کے دو اجلاس منعقد ہوئے اور ان میں حسب ذیل شرکت کی:

ڈائریکٹر کا نام	حیثیت	اجلاس میں شرکت
i. جناب محمد کامران شہزاد	آزاد ڈائریکٹر	2
ii. جناب کامران نشاط	آزاد ڈائریکٹر	N/A
iii. جناب پرویز اقبال بٹ	نان ایگزیکٹو ڈائریکٹر	2
iv. جناب نوید نسیم	سی ای او	2

• میعاد 6 اپریل 2024 کو مکمل ہو گئی۔

• 7 اپریل 2024 کو مقرر کیا گیا۔

• بورڈ کی ہیومن ریسورس کمیٹی (BHRC) - سال کے دوران BAC کی سات میٹنگ ہوئی اور اس میں حسب ذیل شرکت کی:

ڈائریکٹر کا نام	حیثیت	اجلاس میں شرکت
i. جناب محمد وسیم مختار	نان ایگزیکٹو ڈائریکٹر	3
ii. جناب محمد کامران شہزاد	آزاد ڈائریکٹر	3
iii. جناب کامران نشاط	آزاد ڈائریکٹر	N/A
iv. جناب پرویز اقبال بٹ	آزاد ڈائریکٹر	3
v. جناب نوید نسیم	سی ای او	3

• میعاد 6 اپریل 2024 کو مکمل ہو گئی۔

• 7 اپریل 2024 کو مقرر کیا گیا۔

8. ٹیکسوں، ڈیوٹیوں، محصولات اور محصولات اور مالی معاوضوں میں پہلے ہی انکشاف کے علاوہ دیگر معاوضوں کی وجہ سے کوئی قانونی ادائیگی نہیں ہے۔

9. پروویڈنٹ فنڈ کی سرمایہ کاری کی قیمت کے بارے میں بیان فنڈ کے معاملے میں لاگو نہیں ہوتا ہے کیونکہ ملازمین کی ریٹائرمنٹ کے فوائد کے اخراجات انتظامیہ کمپنی برداشت کرتی ہے۔

30.10 جون، 2024 کو یونٹ ہولڈنگز کا پیٹرن مالیاتی گوشوارے کے نوٹ نمبر 23 میں دیا گیا ہے۔

انتظامی کمپنی کے بورڈ آف ڈائریکٹرز اور اس کی کمیٹیاں

مندرجہ ذیل کے مطابق چیف ایگزیکٹو آفیسر کے علاوہ ڈائریکٹرز کی کل تعداد سات ہے:

الف۔ مرد: چھ (6)

ب۔ خاتون: ایک (1)

بورڈ کی موجودہ تشکیل حسب ذیل ہے:

نام	زمرہ
شیخ مختار احمد	نان ایگزیکٹو ڈائریکٹرز
جناب محمد نعیم مختار	
جناب محمد وسیم مختار	
جناب ایزد رزاق گل	
محترمہ سائرہ شاہد	خاتون / نان ایگزیکٹو ڈائریکٹر
جناب کامران نشاط	آزاد ڈائریکٹرز
جناب پرویز اقبال بٹ	
جناب نوید نسیم	سی ای او

مالی سال 2023-24 کے دوران بورڈ کے چار اجلاس منعقد ہوئے اور اس میں شرکت کی۔ میٹنگ کی تاریخوں کی تفصیلات اور NBFC ریگولیشنز، 2008 کے تحت ضرورت کے مطابق شرکت کرنے والے ڈائریکٹرز کو مالیاتی گوشواروں میں نوٹ ___ میں شامل کیا گیا ہے۔

بورڈ کی کمیٹی آڈٹ کمیٹی، ہیومن ریسورس کمیٹی، رسک مینجمنٹ کمیٹی اور اسٹریٹجک پلاننگ اینڈ مانیٹرنگ کمیٹی پر مشتمل ہے۔ مندرجہ ذیل تفصیلات کے مطابق ان میٹنگ میں ڈائریکٹرز نے شرکت کی۔

اسلامی دونوں، نے بھی 61% (YoY) اضافہ کیا۔ پالیسی کی بلند شرح نے ٹی بلز اور پاکستان انوسٹمنٹ بانڈز پر زیادہ پیداوار حاصل کی، جس سے صنعت کی ترقی میں مدد ملی۔ تاہم، شریعہ فنڈ آف فنڈز اور جارحانہ انکم فنڈ میں بالترتیب 75% (YoY) اور 2% کی کمی دیکھی گئی۔

فنڈ کی کارکردگی

مالی سال 24 کو ختم ہونے والے سال کے لیے، اے بی ایل فنانشل سیکٹور پلان-1 نے 21.78 فیصد کے بیٹج مارک ریٹرن کے مقابلے میں 23.49 فیصد کا سالانہ منافع پیدا کیا، جو بیٹج مارک کو 171 bps سے پیچھے چھوڑتا ہے۔ 30 جون 2024 تک خالص اثاثے 13,404.93 ملین روپے تھے۔ مالی سال 24 کے اختتام پر فنڈ کا ایکسپوزر پی آئی بی میں 19.16 فیصد ٹی بلز میں 3.18 فیصد اور نقد رقم میں 67.91 فیصد تھا۔

کارپوریٹ گورننس

کمپنی کارپوریٹ گورننس، اخلاقیات، اور اچھے کاروباری طریقوں کے اعلیٰ ترین معیار کی پیروی پر پختہ یقین رکھتی ہے۔ کمپنی کا ضابطہ اخلاق تمام بورڈ ممبران، ملازمین اور کمپنی کی مختلف اسٹیک ہولڈرز، ایک دوسرے اور مجموعی طور پر معاشرے کے لیے ذمہ داریوں اور ذمہ داریوں کی وضاحت کرتا ہے۔ ضابطہ اخلاق کمپنی کی ویب سائٹ پر دستیاب ہے۔

بورڈ آف ڈائریکٹرز کا بیان

1. مالیاتی بیانات کافی حد تک معاملات کی حالت، آپریشن کے نتائج، سال کے لیے جامع آمدنی، کیش فلو اور یونٹ ہولڈرز کے فنڈ میں نقل و حرکت کو پیش کرتے ہیں۔

2. فنڈ کے اکاؤنٹس کی مناسب کتابیں برقرار رکھی گئیں۔

3. مالیاتی گوشواروں کی تیاری میں مناسب اکاؤنٹنگ پالیسیوں کا مسلسل اطلاق کیا گیا ہے اور اکاؤنٹنگ کے تخمینے معقول اور دانشمندانہ فیصلوں پر مبنی ہیں۔

4. متعلقہ بین الاقوامی اکاؤنٹنگ معیارات، جیسا کہ پاکستان میں لاگو ہوتا ہے، غیر بینکاری فنانس کمپنیوں (اسٹیبلشمنٹ اینڈ ریگولیشن) رولز 2003 اور نان بینکنگ فنانس کمپنیوں اور مطلع شدہ اداروں کے ضوابط، 2008 کی دفعات، ٹرسٹ ڈیڈ کی شرائط اور جاری کردہ ہدایات مالیاتی بیانات کی تیاری میں سیکیورٹیز اینڈ ایکسچینج کمیشن آف پاکستان کی پیروی کی گئی ہے۔

5. اندرونی کنٹرول کا نظام ڈیزائن میں مستحکم ہے اور اس کو موثر انداز میں لاگو اور نگرانی کیا گیا ہے۔

6. فنڈز کی تشویش کی حیثیت سے جاری رکھنے کی اہلیت پر کوئی خاص شبہات نہیں ہیں۔

7. فنڈ کی کارکردگی کا جزو سالانہ رپورٹ کے صفحہ # 11 پر دیا گیا ہے۔

آگے دیکھتے ہوئے، پاکستان مالی سال 25 میں مسلسل اقتصادی استحکام کی کوششوں کی توقع کرتا ہے۔ وفاقی بجٹ FY25، جو جون 2024 میں پیش کیا گیا تھا، نے اسٹریٹجک اقدامات متعارف کرائے تھے جن کا مقصد اقتصادی چیلنجوں سے نمٹنے اور ملک کی تاریخ میں ممکنہ طور پر سب سے بڑے IMF پروگرام کے لیے تیاری کرنا تھا۔ مالیاتی پالیسی میں مزید تبدیلیوں اور بین الاقوامی مالیاتی اداروں کے ساتھ جاری مذاکرات کی توقعات کے ساتھ، آؤٹ لک محتاط طور پر پر امید ہے۔

روایتی منی مارکیٹ کا جائزہ

FY24 میں، پاکستان کا کنزیومر پرائس انڈیکس (CPI) سال بہ سال اوسطاً 23.4% تک پہنچ گیا، جو کہ پچھلے سال کی اسی مدت میں 29.1% کا اضافہ تھا۔ مہنگائی میں حصہ ڈالنے والے اہم شعبے خوراک اور ٹرانسپورٹیشن اور ہاؤسنگ سیکٹر تھے۔

مالی سال 24 کی مدت میں اسٹیٹ بینک آف پاکستان نے کئی مہینوں تک پالیسی ریٹ کو 22 فیصد پر رکھا تاہم 10 جون کو ہونے والے آخری مانیٹری پالیسی کمیٹی (MPC) کی اجلاس میں کمیٹی نے شرح سود کو 22 فیصد کم سے کم 20.5 فیصد کرنے کا فیصلہ کیا۔

عام اور بنیادی افراط زر کی شرحوں میں کمی اور حقیقی شرح سود کا مثبت رخ مرکزی بینک کے لیے اپنی رعایتی شرح پر نظر ثانی کرنے پر غور کرنے کے لیے ایک مجبور دلیل پیش کرتا ہے، جو پچھلے کئی مہینوں سے 22 فیصد کی بلند ترین سطح پر برقرار ہے۔ مزید برآں، SBP کے ذخائر 05 جولائی 2024 تک 9.41 بلین امریکی ڈالر ہیں۔

مالی سال 24 میں، مختلف مدتوں میں ٹی بل کٹ آف پیداوار میں 244 bps کی کمی واقع ہوئی۔ M3 کٹ آف پیداوار 185 bps کی کمی سے 22.00% سے 20.15% ہو گئی، M6 کٹ آف پیداوار 201 bps کی کمی سے 21.97% سے 19.96% ہو گئی اور M12 کٹ آف پیداوار 346 bps کی کمی سے 22.00% سے 20.45% ہو گئی۔ FY24 کے دوران، حکومت نے M3، M6 اور M12 مدتوں میں کل 24,180 بلین روپے کا قرضہ حاصل کیا۔

مقررہ شرح PIB نیلامی کے دوران منعقد کی گئی۔ Y3، Y5، اور Y10 مدتوں میں معقول شرکت دیکھی گئی اور 3571 روپے کا قرضہ حاصل کیا گیا۔ Y3 بانڈز کٹ آف میں 275 bps کی کمی واقع ہوئی اور تقریباً 16.60% پر آئے۔ زیر غور مدت میں Y15، Y20، اور Y30 PIBs میں کوئی شرکت نہیں دیکھی گئی۔

میوچل فنڈ انڈسٹری کا جائزہ

مالی سال 2024 کے دوران، اوپن اینڈ میوچل فنڈز کی صنعت نے نمایاں ترقی کا تجربہ کیا، زیر انتظام اثاثے 65.5% (YoY) بڑھ گئے (1614 بلین روپے سے بڑھ کر 2671 بلین روپے ہو گئے)۔ منی مارکیٹ فنڈز میں بڑی آمد دیکھی گئی، بشمول روایتی اور اسلامی، جس میں 45% (YoY) اضافہ ہوا، مالی سال کا اختتام 1327 بلین روپے کے توازن کے ساتھ ہوا۔ دریں اثنا، ایکویٹی مارکیٹ فنڈز، بشمول روایتی اور

مینجمنٹ کمپنی کے ڈائریکٹرز کی رپورٹ

اے بی ایل فنانشل سیکٹرز فنڈ (اے بی ایل - ایف ایس ایف) کی انتظامیہ کمپنی، اے بی ایل ایسٹ مینجمنٹ کمپنی لمیٹڈ کے بورڈ آف ڈائریکٹرز 30 جون، 2024 کو ختم ہونے والے سال کے لئے اے بی ایل فنانشل سیکٹرز فنڈ کے آڈٹ شدہ فنانشل اسٹیٹمنٹ پیش کرنے پر خوشی محسوس کرتے ہیں۔

اقتصادی کارکردگی کا جائزہ

پاکستان کے لیے مالی سال 2024 (FY24) کلیدی اقتصادی اشاریوں میں چیلنجوں اور بہتری کا ایک مرکب دیکھا گیا، جس کی تشکیل ملکی پالیسی کے اقدامات، عالمی اقتصادی حرکیات، اور جاری اصلاحات کے ذریعے کی گئی ہے۔ یہ پاکستان کے معاشی منظر نامے کے لیے ایک اہم دور کی حیثیت رکھتا ہے کیونکہ آئی ایم ایف کے ساتھ 3 بلین امریکی ڈالر کے اسٹینڈ بائی انتظامات پر دستخط کے ساتھ ہی بد حال معیشت گرم پانیوں سے نکل آئی ہے۔

مالی سال کا آغاز بلند افراط زر کے دباؤ کے ساتھ ہوا لیکن آہستہ آہستہ ہیڈ لائن افراط زر میں کمی دیکھی گئی۔ کنزیومر پرائس انڈیکس (سی پی آئی) سال کے لیے اوسطاً 23.4% رہا، جو کہ FY23 میں ریکارڈ کیے گئے 29.1% سے نمایاں کمی ہے۔ افراط زر کا یہ رجحان بنیادی طور پر پچھلے سالوں کی اعلیٰ افراط زر کی شرحوں اور سال کے دوران مشاہدہ کیے گئے وقتاً فوقتاً افراط زر کی اقساط میں کمی سے ایک اعلیٰ بنیاد کے اثر سے کار فرما تھا۔

اسٹیٹ بینک آف پاکستان (SBP) نے مہنگائی کو کنٹرول کرنے اور معاشی سرگرمیوں کو متحرک کرنے میں اہم کردار ادا کیا۔ جون 2024 میں، SBP کی مانیٹری پالیسی کمیٹی (MPC) نے 23 جون 2023 سے تقریباً ایک سال تک جمود برقرار رکھنے کے بعد پالیسی ریٹ کو 150 بیس پوائنٹس سے کم کر کے 20.5 فیصد کرنے کا انتخاب کیا۔ اس فیصلے کا مقصد معاشی نمو کو حقیقی طور پر سپورٹ کرنا تھا۔ سود کی شرح مثبت ہو گئی جو کہ مانیٹری پالیسیوں کو ایڈجسٹ کرنے کی طرف ایک تبدیلی کا اشارہ ہے۔

مالی سال 24 میں ادائیگیوں کے توازن کا منظر نامہ چیلنجوں اور بہتری کے امتزاج کی عکاسی کرتا ہے۔ سال کے شروع میں خسارے کا سامنا کرنے کے بعد، ملک نے سال کی دوسری ششماہی میں لگاتار تین ماہ کے کرنٹ اکاؤنٹ سرپلسز حاصل کیے۔ تاہم، 11 ماہ کے لیے مجموعی خسارہ 464 بلین امریکی ڈالر رہا، جو زیادہ تر درآمدی اخراجات میں اضافے سے متاثر ہوا۔ کارکنوں کی ترسیلات زر سے مضبوط رقوم نے بیرونی کھاتے کو مستحکم کرنے میں اہم کردار ادا کیا، جو کہ تقریباً 27 بلین ہے۔

مالیاتی محاذ پر، فیڈرل بورڈ آف ریونیو (ایف بی آر) نے مالی سال 24 میں 9,311 بلین کی مضبوط ٹیکس محصولات کی وصولی کے ساتھ چلک کا مظاہرہ کیا۔ اس کارکردگی نے معاشی غیر یقینی صورتحال اور جاری ڈھانچہ جاتی اصلاحات کے درمیان مالیاتی نظم و ضبط کو مضبوط بنانے کے لیے حکومت کی کوششوں کو اجاگر کیا۔



ABL Asset Management

Discover the potential

For Information on ABL AMC's Funds, please visit



www.ablamc.com

or



0800-22526

or visit any Allied Bank Branch